
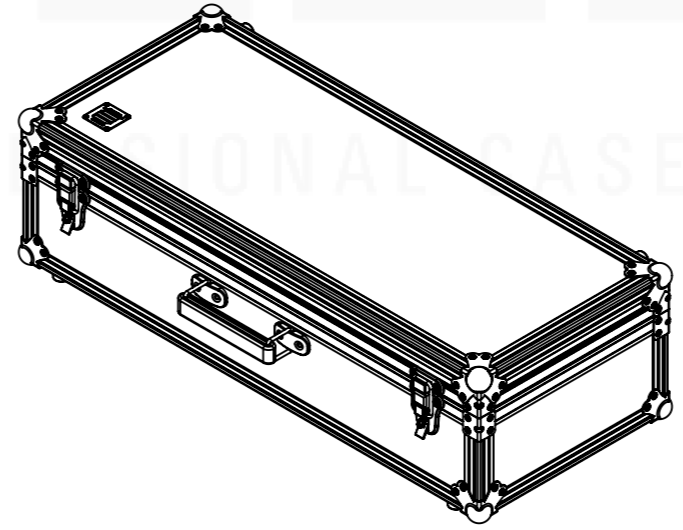
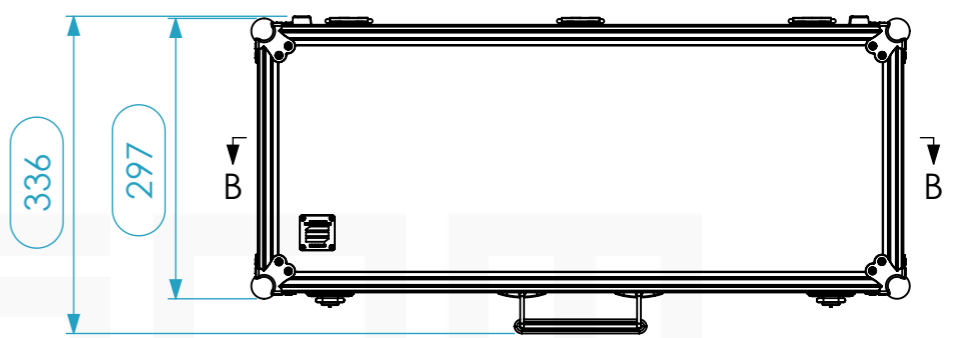
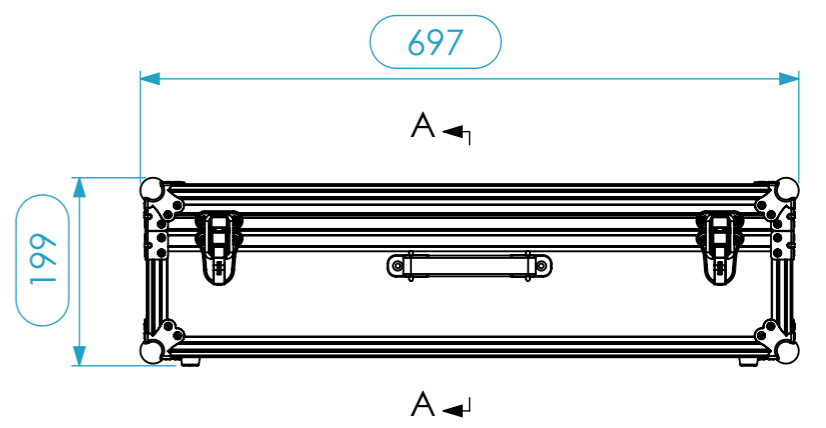
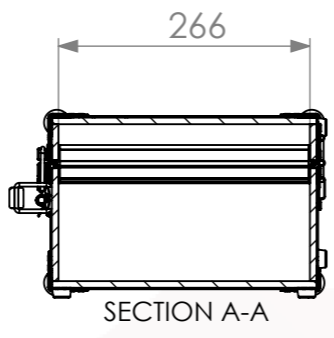
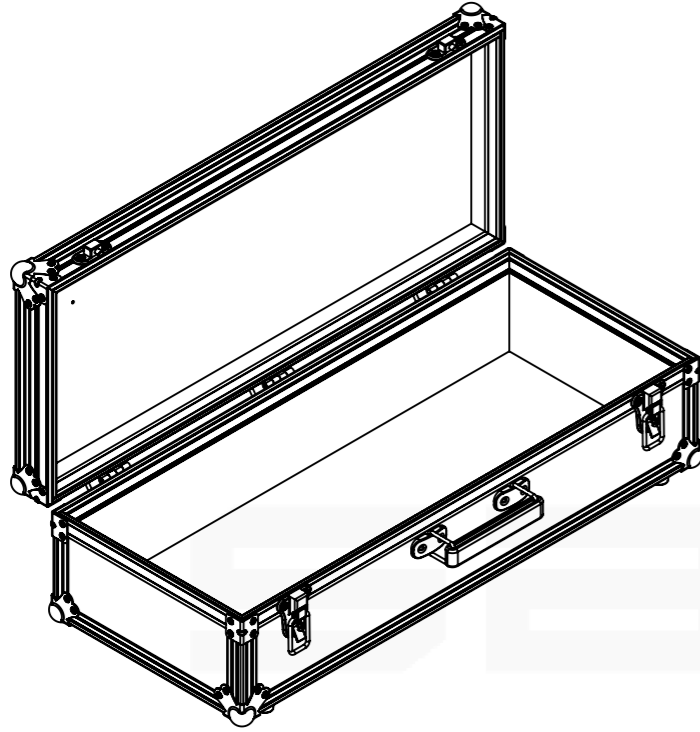


| Internal Dimensions | | |
|---------------------|--------------|--------|
| Width | Depth | Height |
| 663 | 263 | 166 |
| Weight | Approx. 4 Kg | |
| Wall Thickness | | 7mm |



| Hardware | | |
|----------|------------|---|
| Qty | Ref. | Description |
| 1 | CHAPA.1001 | Identification Plate |
| 8 | 4903 | Rubber foot 20 x 9 mm, black |
| 4 | 40407 | Medium corner-brace zinc plated 1,0mm |
| 2 | 16021 | Large padlocking drawbolt |
| 3 | 2524 | HEAVY DUTY STRUT HINGE WITH BLACK PLATE |
| 4 | 40407 | Corner Brace 30 x 24 |
| 8 | C1345Z | Small ball corner - 3 leg - zinc plated |
| 1 | 3415 | Leather Case Handle |

A3 This drawing must not be copied or disclosed without consent of the owner

| | | |
|--|--------------|-------------------|
| Drawn by | Name | Date |
| CarlaSilva | CarlaSilva | 28/11/2017 |
| Reference | S1AA.0703015 | |
| Scale | units in mm | general tolerance |
| 1:8 | DO NOT SCALE | 0.8mm |
| SMALLCASE S1 663X263X113 INTERIORES | | |

