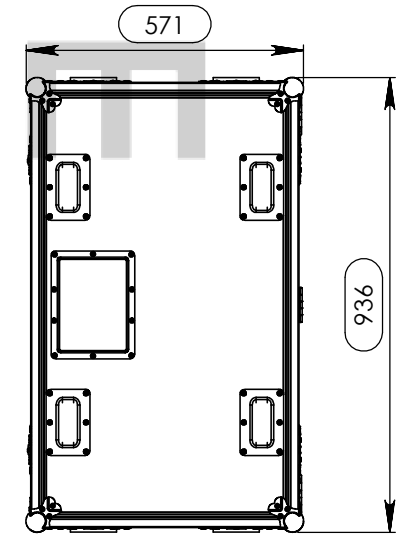
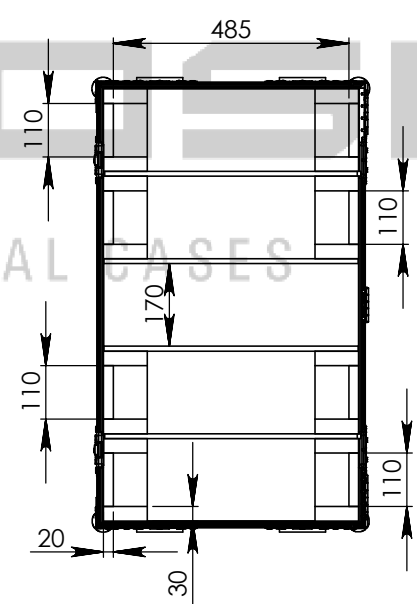
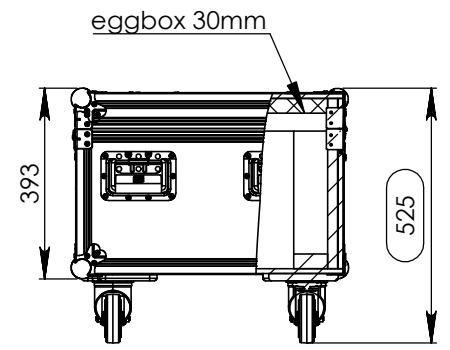
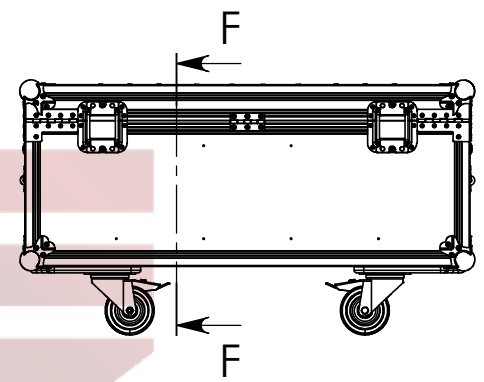
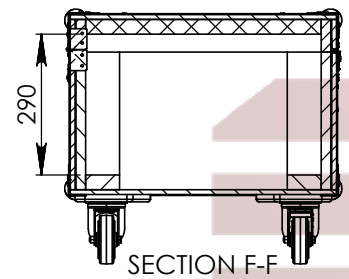
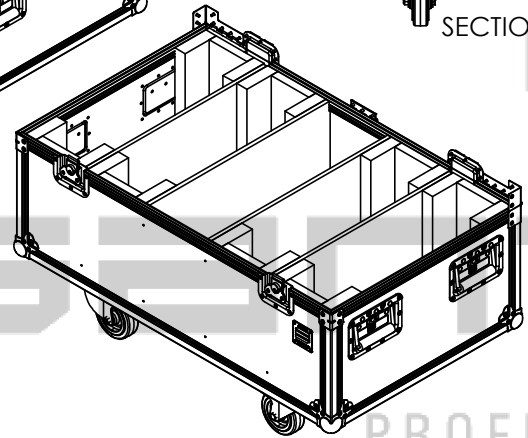
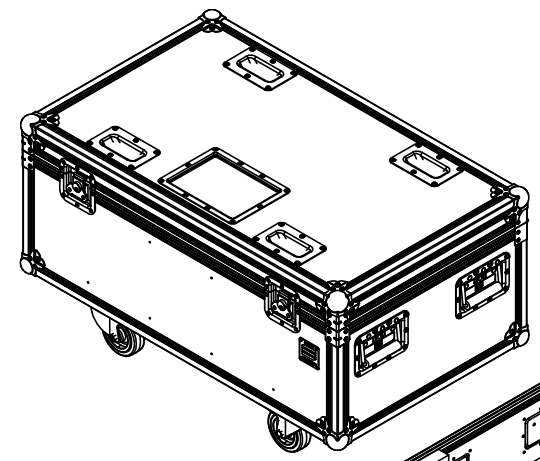


Equipment dimensions

Width	Depth	Height
485	110	300
Weight	Approx. 31 Kg	
Wall Thickness	10mm	

REVISIONS

ZONE	REV.	DESCRIPTION	DATE	APPROVED
-	-	Final Drawing	09-06-2016	Ezequiel Camboa



SANTOSOM

PROFESSIONAL CASES

Hardware

Qty	Ref.	Description
4	40403	Large corner bracket f. 35mm case angle
4	34082	Recessed sprung handle medium model
2	RODA.100T	Swivel castor Ø100mm with brake
2	17290S	Key lockable medium Butterfly special
2	27096	Medium recessed lid stay
1	2602	Medium duty butt hinge z./p.
2	DCR110	L-shaped Hinge steel galvanised
2	RODA.100	Swivel castor Ø100 mm
8	410429	Ball Corner large three-leg cranked 35 mm 9 holes
4	38083	Castor dish deep zinc plated
1	88001D	Dish for 88001 Tour Label

This drawing must not be copied or disclosed without consent of the owner



Scale	1:1	general tolerance	0.8mm
Units in	mm		
Scale: DO NOT SCALE			
FC. 4X LED WASH 485X110X290 + ACCESS. RODAS			

