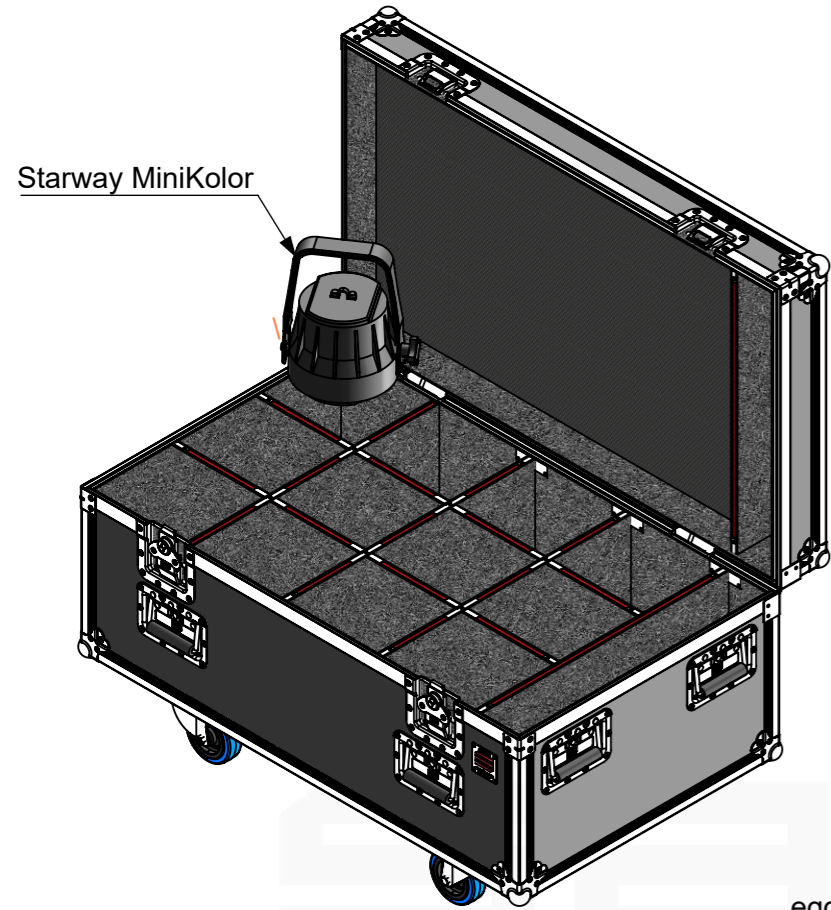


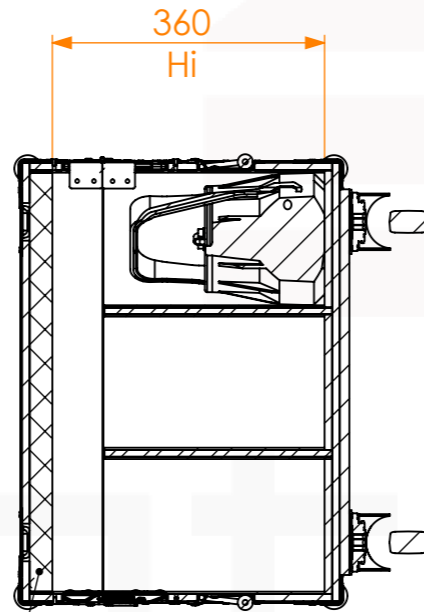
| Internal Dimensions |                  |        |
|---------------------|------------------|--------|
| Width               | Depth            | Height |
| 956                 | 556              | 400    |
| Weight              | Approx. 33.06 Kg |        |
| Wall Thickness      | 10mm             |        |

| General External Dimensions |               |
|-----------------------------|---------------|
| W                           | Width         |
| D                           | Depth         |
| H                           | Height        |
| Usable Inner Dimensions     |               |
| Wi                          | Inside Width  |
| Di                          | Inside Depth  |
| Hi                          | Inside Height |



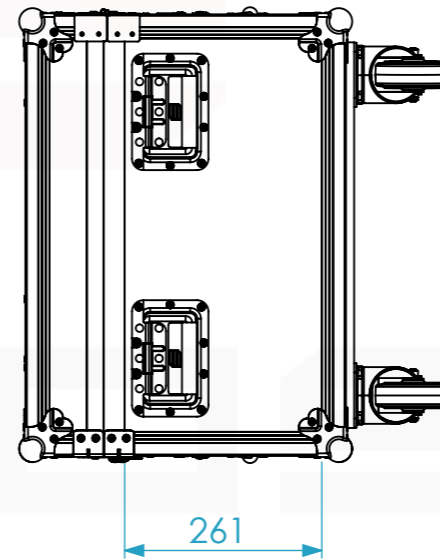
Starway MiniKolor

eggbox foam  
(presses 10 mm)

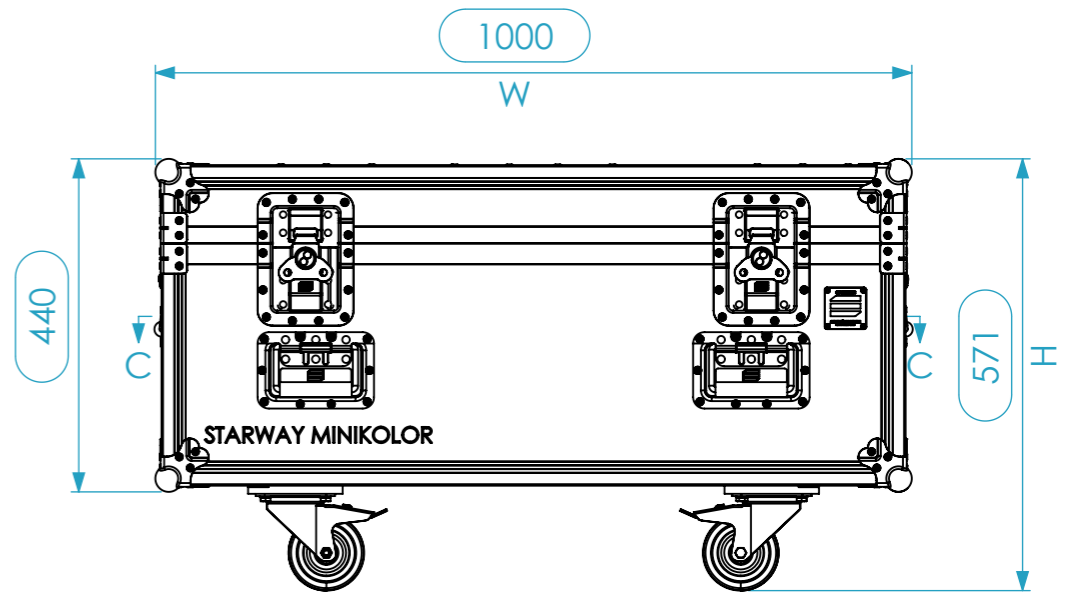


360  
Hi

D-D



261



1000

W

440

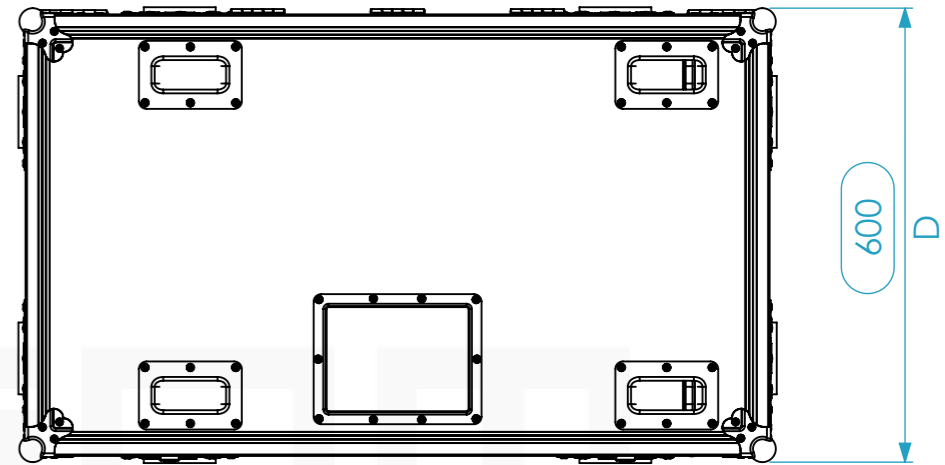
C

571

H

STARWAY MINIKOLOR

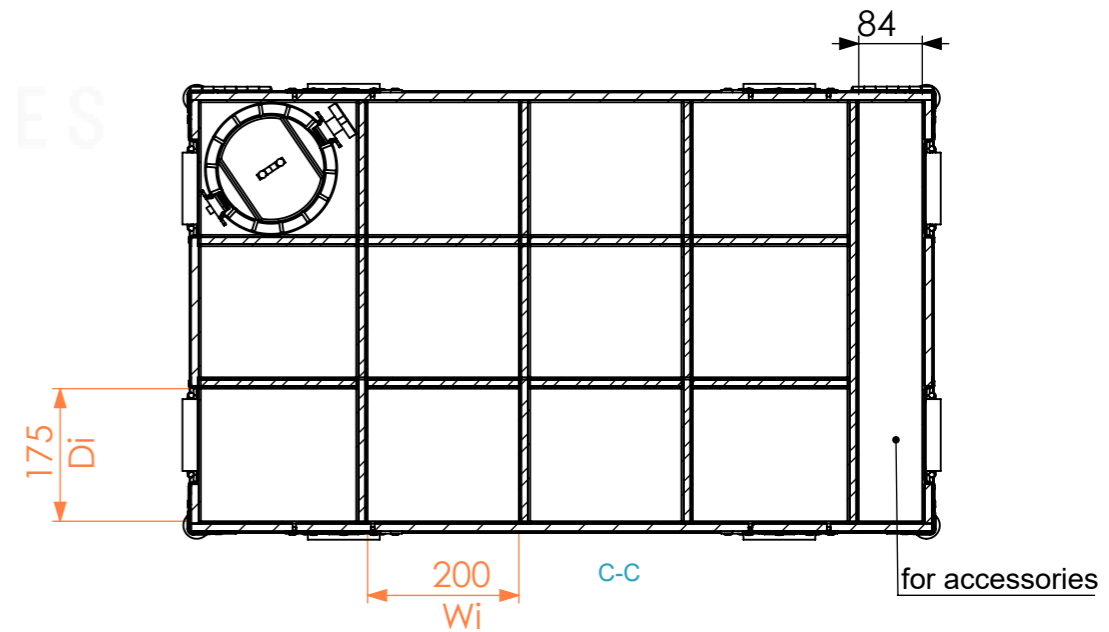
D



600

D

D



175  
Di

200  
Wi

C-C

84

for accessories

| Qty | Ref.       | Hardware | Description   |
|-----|------------|----------|---|
| 8   | 34082      |          | Recessed Sprung Handle Medium                             |
| 2   | RODA.100   |          | Swivel castor Ø100 mm                                     |
| 2   | RODA.100T  |          | Swivel castor Ø100mm with brake                           |
| 1   | CHAPA.1000 |          | Identification Plate                                      |
| 4   | 40403      |          | Large corner bracket f. 35mm case angle                   |
| 8   | 410429     |          | Heavy Duty Ball Corner                                    |
| 2   | DCR110     |          | Combination of Hinge and 2 Corner Braces                  |
| 3   | 2602       |          | Medium duty butt hinge z./p.                              |
| 4   | 38083      |          | Castor dish deep zinc plated                              |
| 1   | 88001D     |          | Dish for 88001 Tour Label                                 |
| 2   | 172511PEN  |          | Butterfly Latch large cranked 14 mm deep - MOL-compatible |
| 2   | 270836     |          | Large lidstay cranked / hinge                             |
| 2   | R1.060     |          | Whells Feet for 600mm cases                               |

This drawing must not be copied or disclosed without consent of the owner

1st Angle projection

Scale 1:10

units in mm DO NOT SCALE general tolerance 0.8mm

FC PRO 12X STARWAY MINIKOLOR



PROFESSIONAL CASES