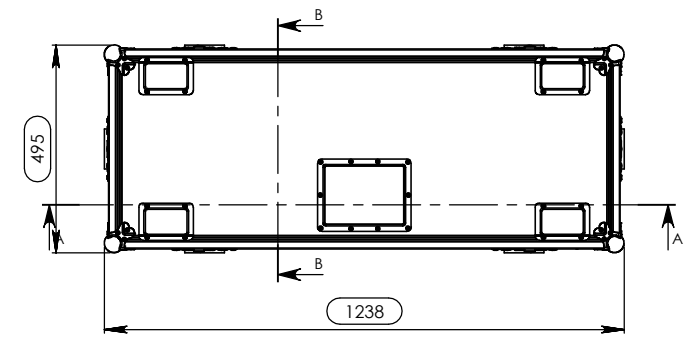
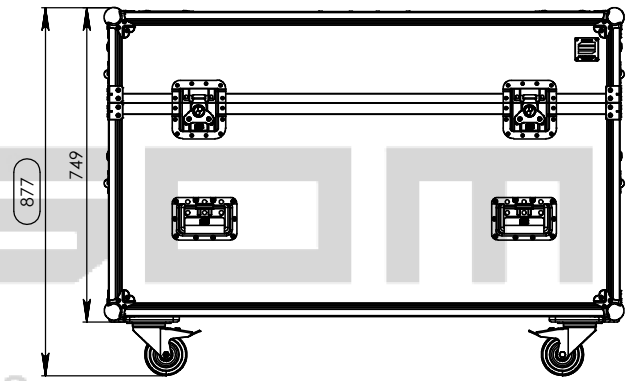
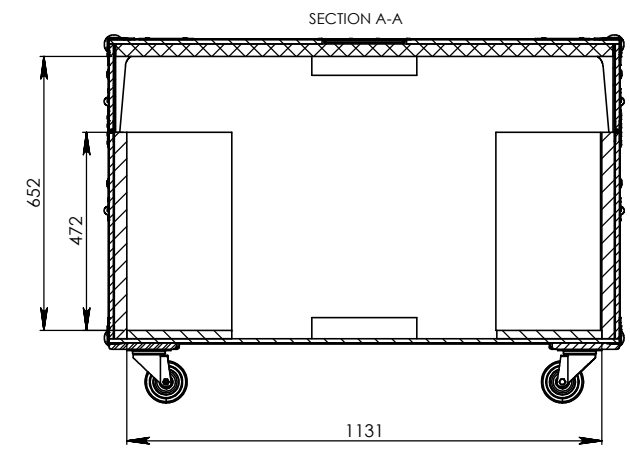
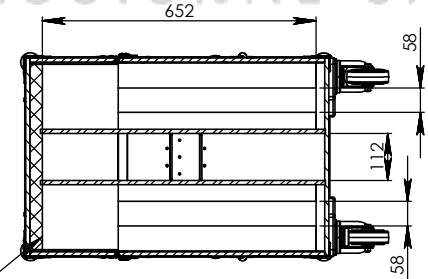
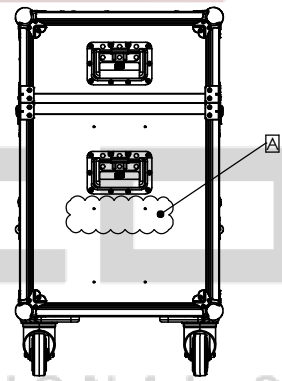
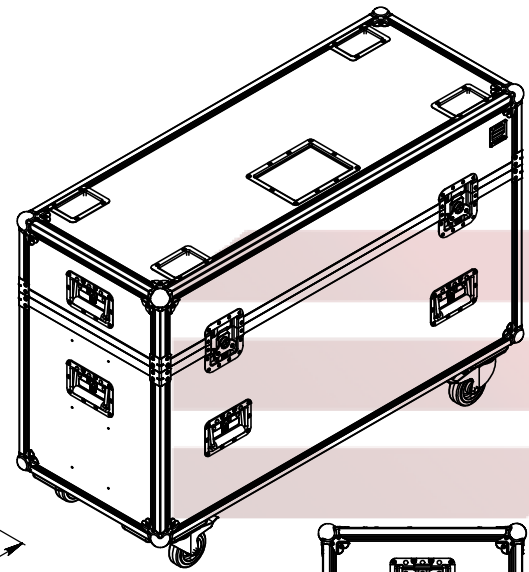
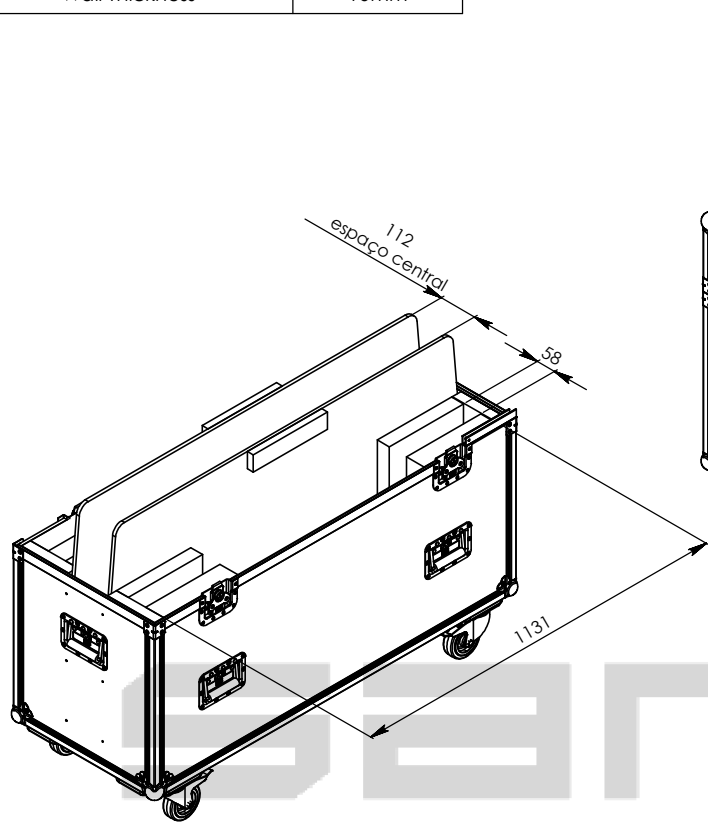


Interior dimensions		
Width	Depth	Height
1126	53	652
Weight	Approx. 53 Kg	
Wall Thickness	10mm	

REVISIONS				
ZONE	REV.	DESCRIPTION	DATE	APPROVED
-	0	Final Drawing	04/03/2015	Carlos Rodrigues
A	1	Case sides with one more hole for fixation of the dividers	02/05/2016	Ezequiel Cambao



Hardware		
Qty	Ref.	Description
8	410429	Heavy Duty Ball Corner
8	40403	Large corner bracket f. 35mm case angle
4	172531	Large butterfly V3 with 'push-back' function
8	34082	Recessed sprung handle medium model
1	88001D	Dish for 88001 Tour Label
1	CHAPA.1000	Identification Plate
2	RODA.100T	Swivel castor Ø100mm with brake
2	RODA.100	Swivel castor Ø100 mm
4	38082	Castor dish deep zinc plated

This drawing must not be copied or disclosed without consent of the owner 	Reference: PLAS204.050A Scale: 1:9 1st angle projection	Name: projects Date: 02-05-2016	
	general tolerance: 0.10mm FC: 2X LCD 50' PANASONIC TH-S0LFE7E, RODAS	Drawn by:	