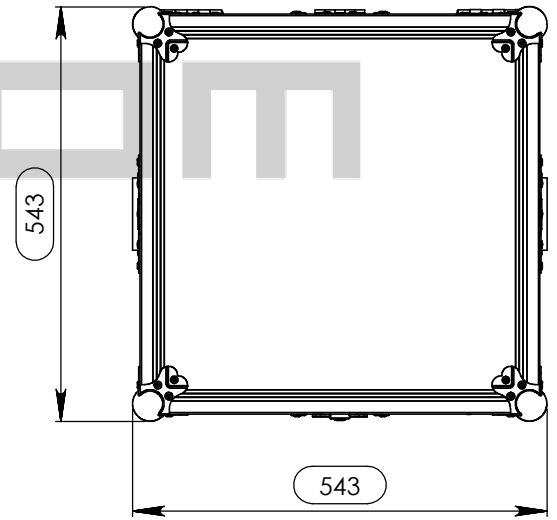
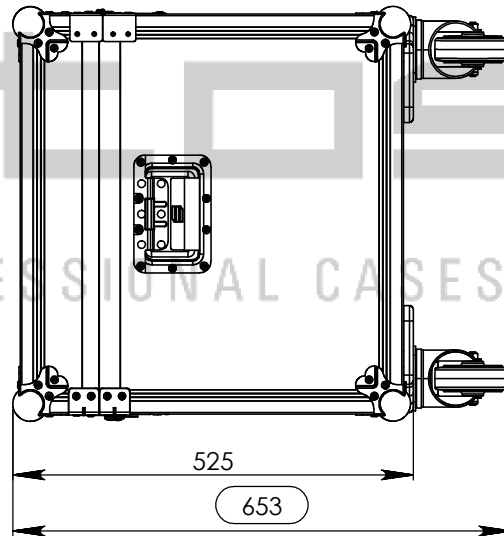
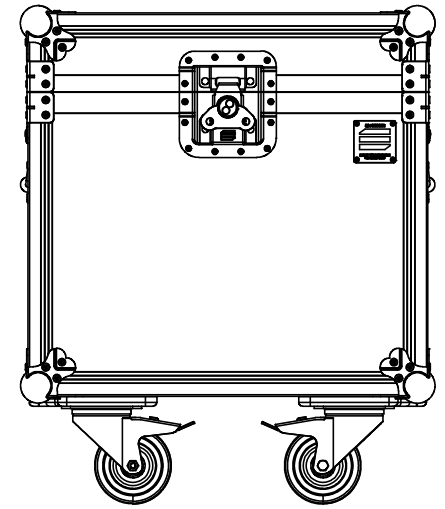
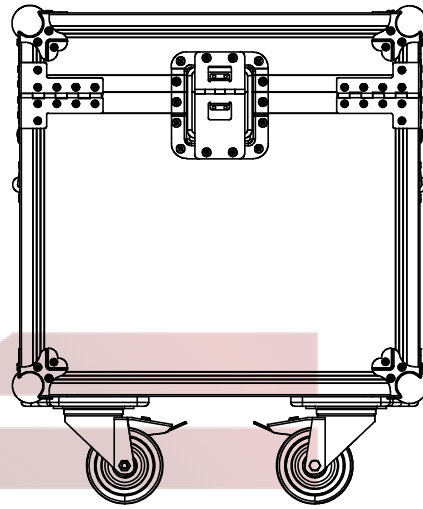
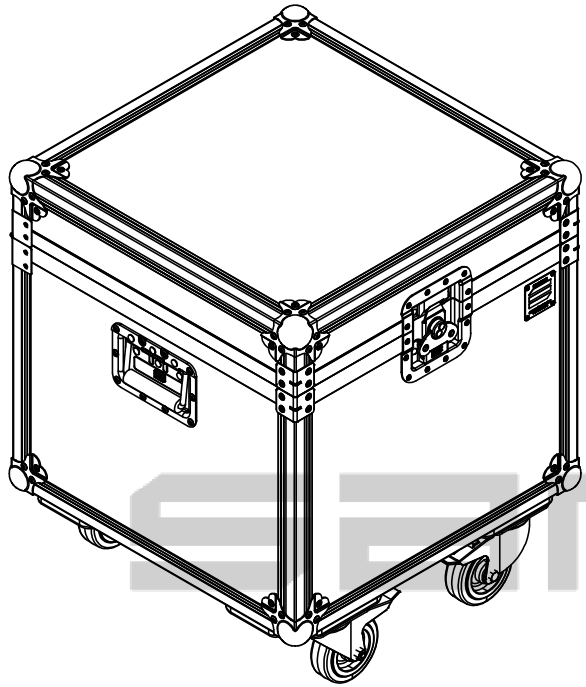


Interior dimensions		
Width	Depth	Height
498	498	480
Weight	Approx. 15 Kg	
Wall Thickness		9mm



Hardware	
Qty	Description
4	Large corner bracket f. 35mm case angle
2	Recessed sprung handle medium model
1	Identification Plate
1	Large butterfly V3 with 'push-back' function
1	Swivel castor Ø100 mm
2	Swivel castor Ø100mm with brake
1	Swivel castor Ø100 mm
2	110MM hinge shot
8	Ball Corner large three-leg cranked 35 mm 9 holes

PROFESSIONAL CASES

A3 This drawing must not be copied or disclosed without consent of the owner

Drawn by	Name	Date
projects		17-02-2016
Reference	MLS.0500A	
Scale	1:7	general tolerance 0.8mm
UNITS	mm	DO NOT SCALE
Maia Standard MLS00A		

