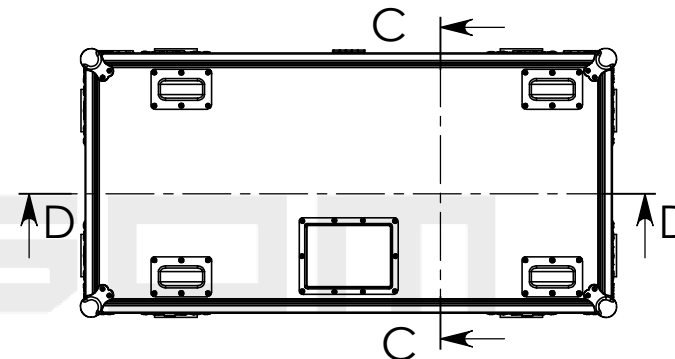
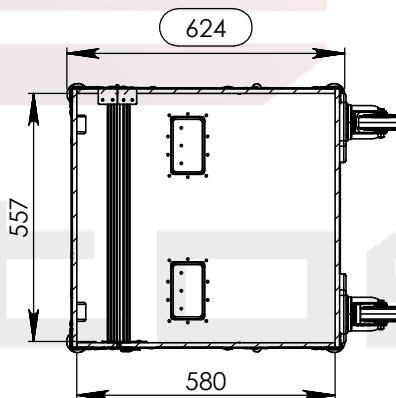
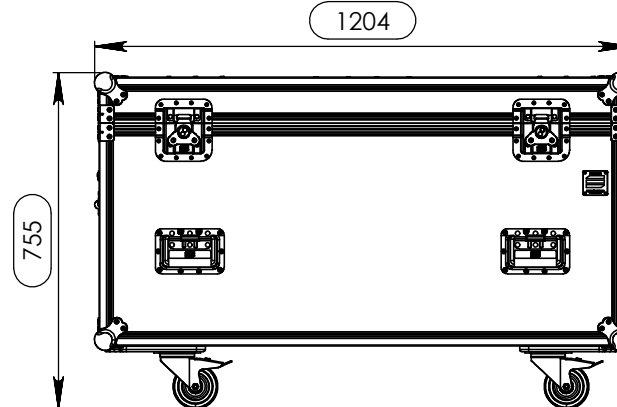
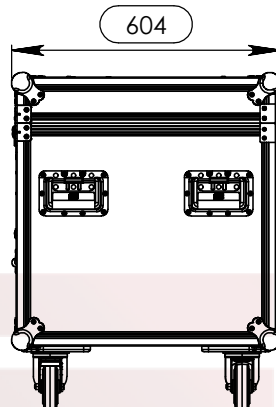
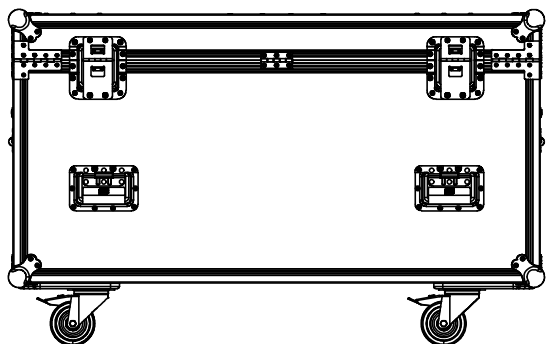


Interior dimensions

Width	Depth	Height
1157	557	580
Weight	Approx. 40 Kg	
Wall Thickness	10mm	

REVISIONS				
ZONE	REV.	DESCRIPTION	DATE	APPROVED
-	0	Final Drawing	14-01-2016	Telmo Santos



SECTION C-C

SECTION D-D

PROFESSIONAL CASES

Hardware

Qty	Ref.	Description
4	40403	Large corner bracket f. 35mm case angle
1	88001D	Dish for 88001 Tour Label
2	RODA.100T	Swivel castor Ø100mm with brake
2	RODA.100	Swivel castor Ø100 mm
1	2602	Medium duty butt hinge z./p.
8	34082	Recessed sprung handle medium model
2	172531	Large butterfly V3 with 'push-back' function
2	27073	Short recessed lidstay cranked
8	4101	Heavy duty ball corner, zinc plated
4	38083	Castor dish deep zinc plated

This drawing must not be copied or disclosed without consent of the owner



Scale	1:12	UNITS in mm	general tolerance 0.8mm
MALÃO MLA1200, COM DIVISÓRIAS			

