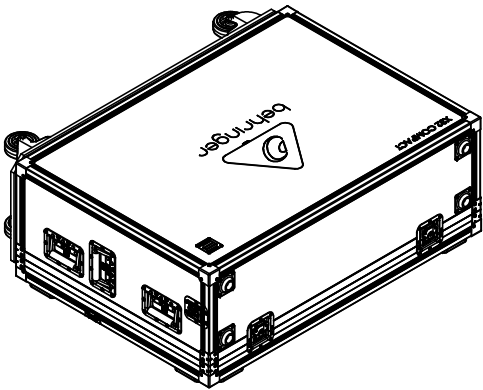


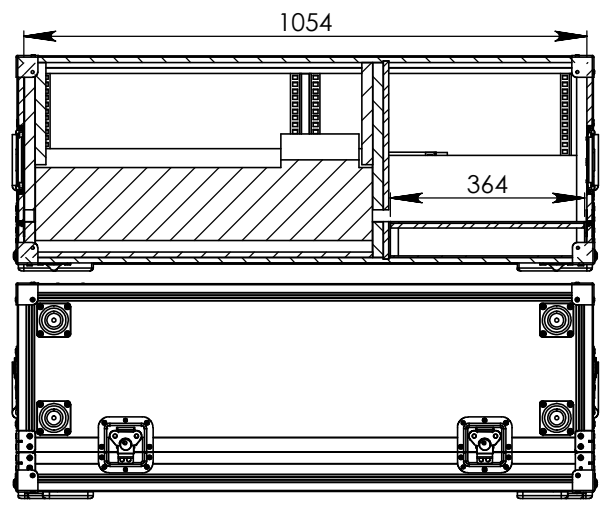
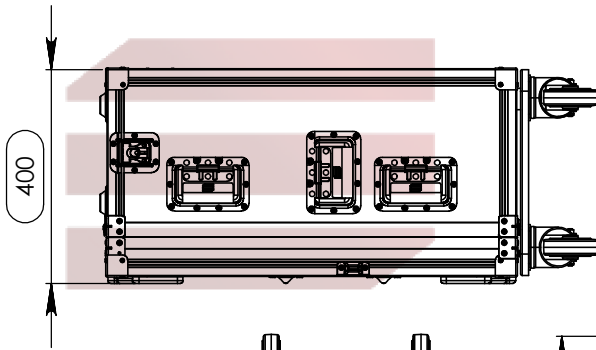
Interior dimensions

Width	Depth	Height
1054	743	365
Weight	Approx. 42 Kg	
Wall Thickness	10mm	

REVISIONS				
ZONE	REV.	DESCRIPTION	DATE	APPROVED
-	0	Final Drawing	05/06/2016	Carlos Rodrigues



SECTION E-E

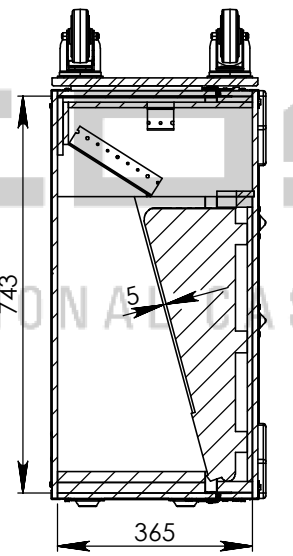


santosom

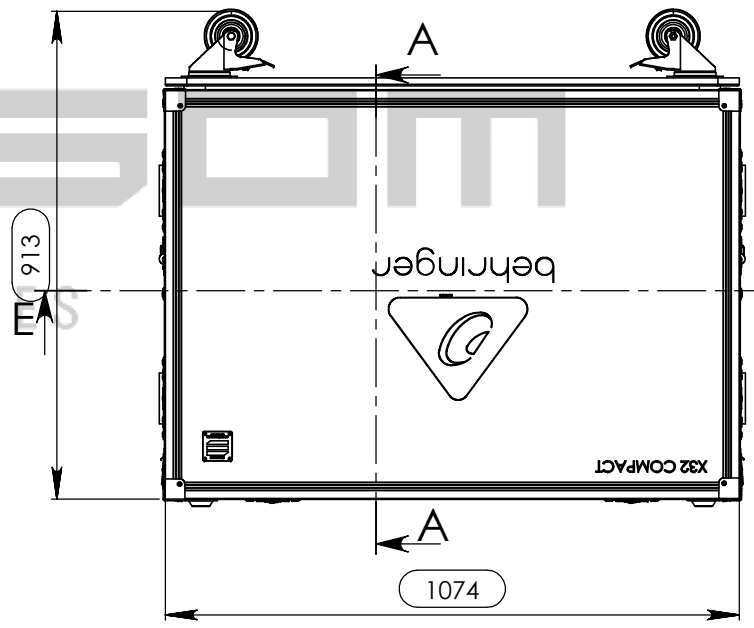
PROFESSIONAL CASES

Hardware

Qty	Ref.	Description
8	40403	Large corner bracket f. 35mm case angle
6	34082	Recessed sprung handle medium model
4	17290S	Key lockable medium Butterfly special
2	RODA.100T	Swivel castor Ø100mm with brake
2	RODA.100	Swivel castor Ø100 mm
8	4001	SQUARE CASE/CABINET CORNER
4	4938	Steel Glide large female
4	4937	Steel Glide large male
2	17343	Small overlatching butterfly catch in dish.
2	1630KEEP	Surface mount keeper plate



SECTION A-A



This drawing must not be copied or disclosed without consent of the owner

Drawn by	projects	Date	05/05/2016
Reference	MIXER.513	Scale	1:10
	FC. BEHRINGER X32 COMPACT	general tolerance	0.8mm
	MÓVEL 2X 4U		

