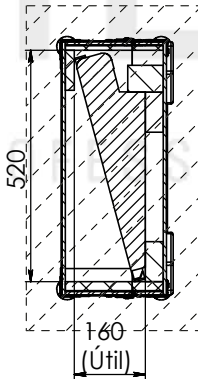
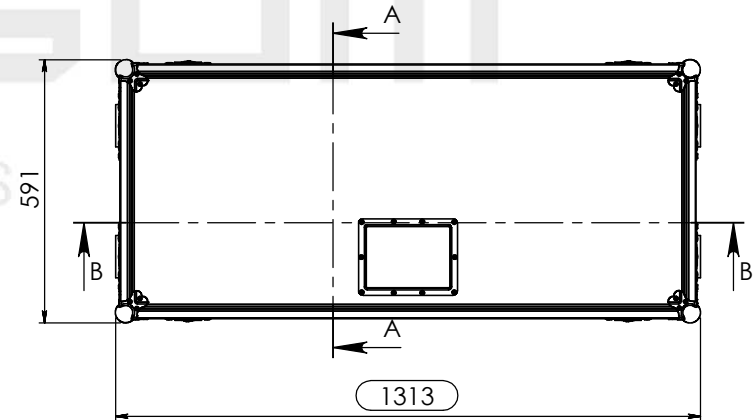
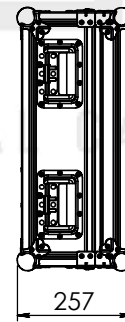


SECTION B-B  
SCALE 1 : 12



SECTION A-A  
SCALE 1 : 12



A3 This drawing must not be copied or disclosed without consent of the owner



Scale	1:10	units in mm	general tolerance
		DO NOT SCALE	0.8mm
		FC, LSC	MAXIM XXL

