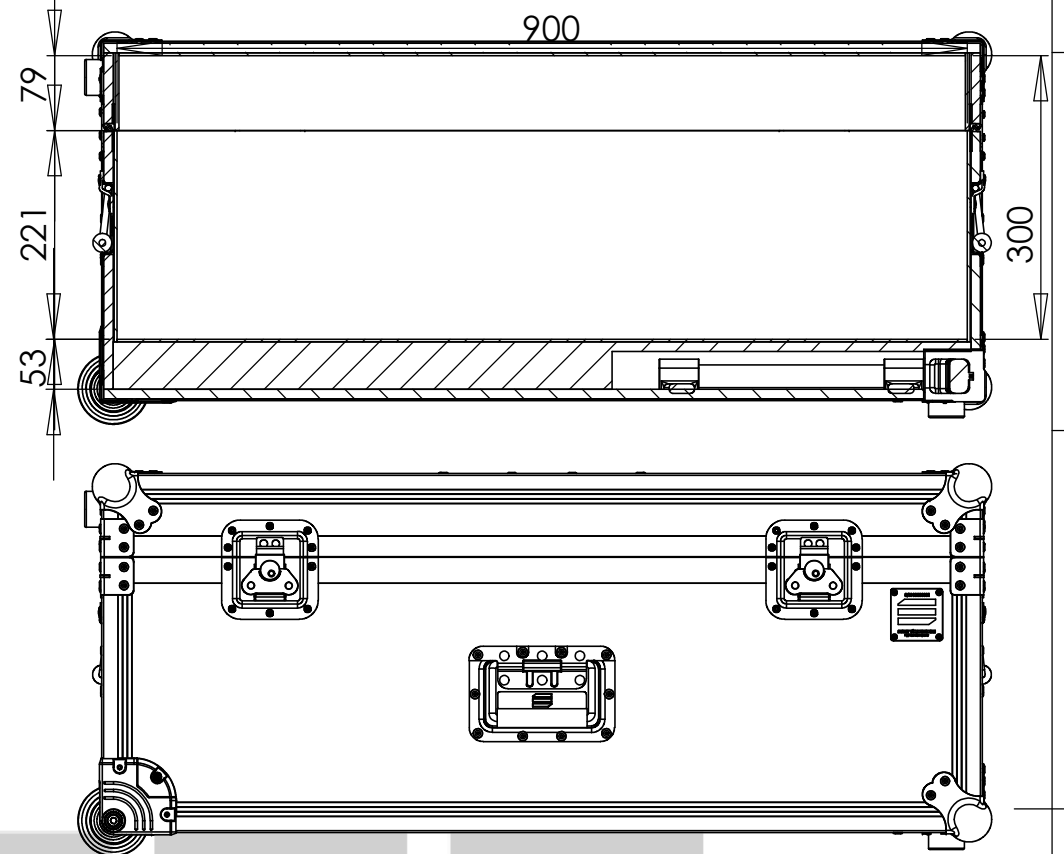
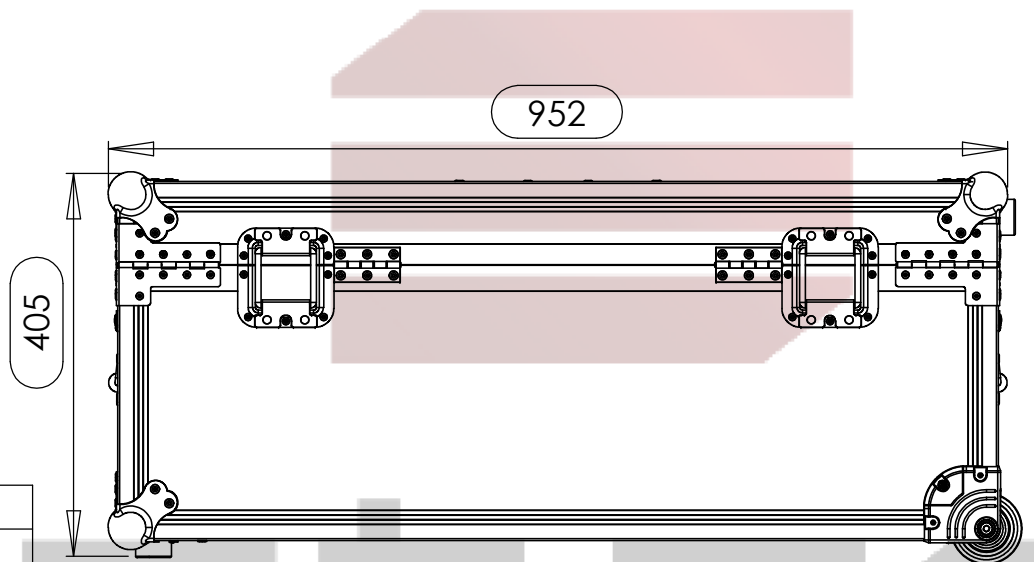
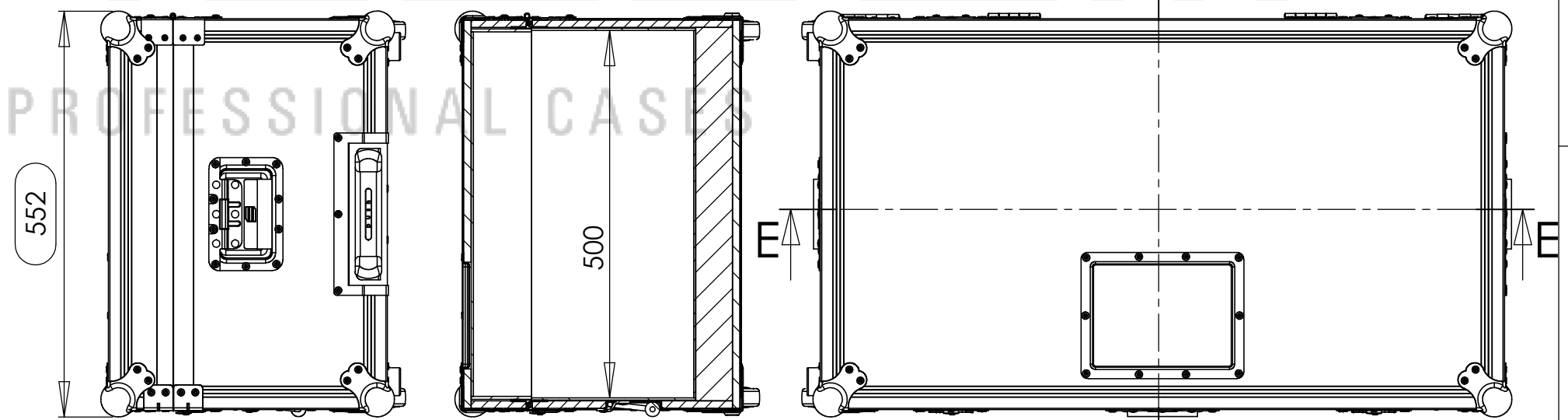


Interior dimensions		
Width	Depth	Height
900	500	300
Weight	Approx. 24 Kg	
Wall Thickness		10mm

REVISIONS				
ZONE	REV.	DESCRIPTION	DATE	APPROVED
	0	Final Drawing	02/07/2016	Carlos Rodrigues



Hardware		
Qty	Ref.	Description
3	34082	Recessed sprung handle medium model
1	CHAPA.1000	Identification Plate
2	17290S	Key lockable medium Butterfly special
4	40403	Large corner bracket f. 35mm case angle
1	3476021	Handle Recessed Extensible in one opening - Black
4	4909	38 mm rubber foot black with steel insert. Height: 20 mm.
1	88001D	Dish for 88001 Tour Label
2	27096	Medium recessed lid stay
6	4101	Heavy duty ball corner, zinc plated
2	DCR110	L-shaped Hinge steel galvanised
2	2602	Medium duty butt hinge z./p.



Drawn by	Name	Date
projects		04/07/2016
Reference	LCPS.0900T	
Scale	units in mm	general tolerance
1:7	DO NOT SCALE	0.8mm
1st Angle projection		
FLIGHTCASE. 900X500X250+50 MM. TROLLEY		

This drawing must not be copied or disclosed without consent of the owner

