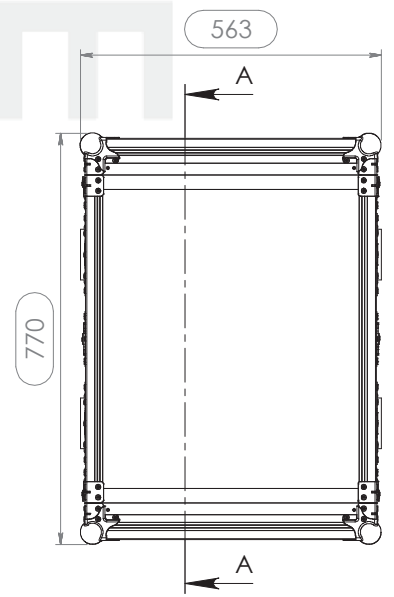
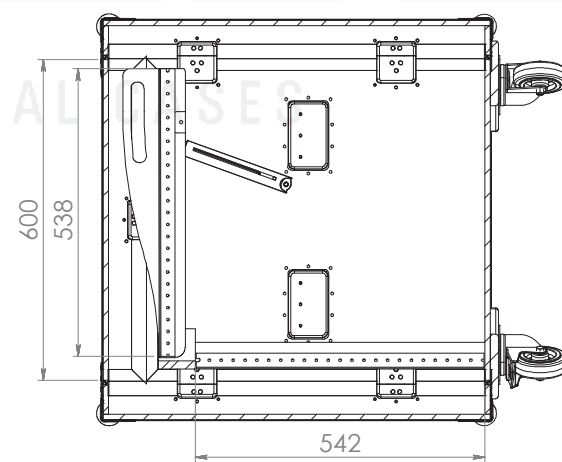
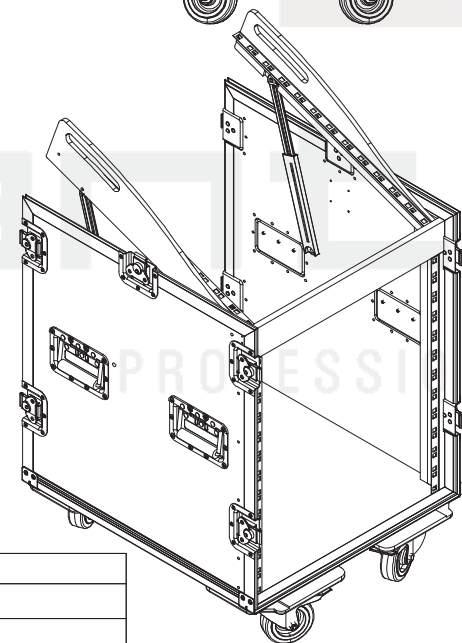
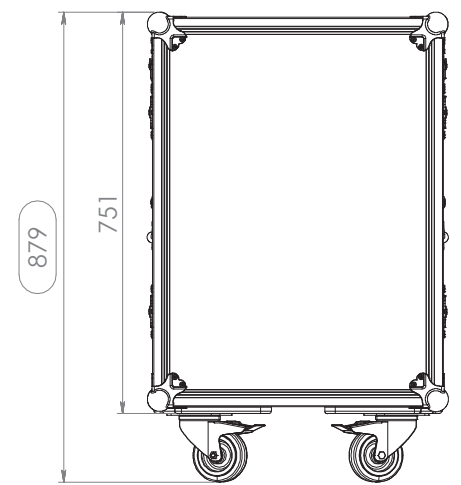
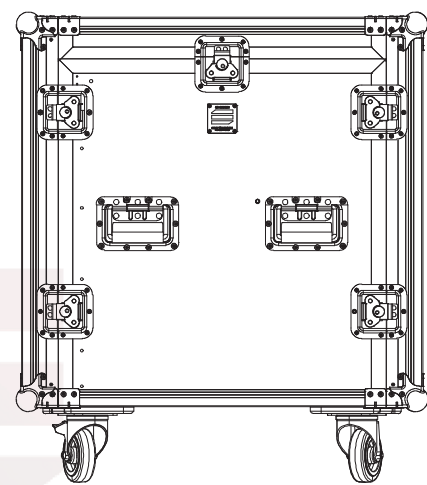
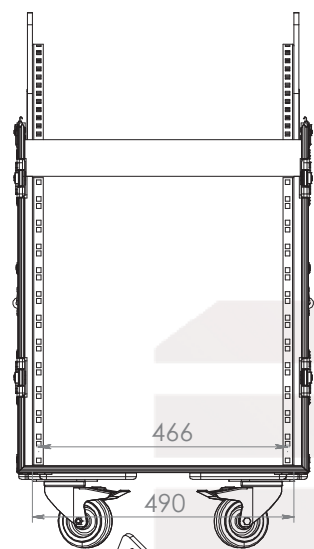
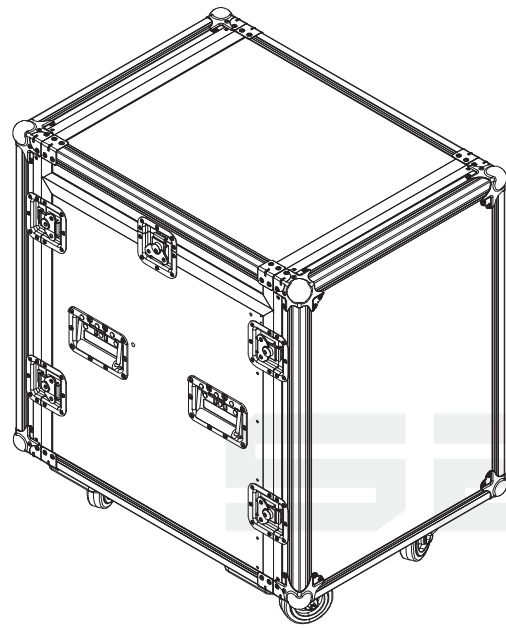


Interior dimensions

Width	Depth	Height
19"	600	14Un
Weight	Approx. 34 Kg	
Wall Thickness	10mm	

REVISIONS				
ZONE	REV.	DESCRIPTION	DATE	APPROVED
-	0	Final Drawing	11/07/2013	Daniel Lopes



Hardware		
Qty	Ref.	Description
8	410429	Heavy Duty Ball Corner
16	40403	Large corner bracket f. 35mm case angle
10	17290S	Key lockable medium Butterfly special
4	34082	Recessed sprung handle medium model
2	RODA.100T	Swivel castor Ø100mm with brake
2	RODA.100	Swivel castor Ø100 mm
1	UPDOWN12	Kit Up/Down 12UN
2	8735	Telescopic Support 10 Stops

This drawing must not be copied or disclosed without consent of the owner

Drawn by	Telmo Santos	Date	03/03/2015
Reference	K3T.1412R		
Scale	1:10	units in mm	DO NOT SCALE
1st Angle projection	general tolerance 0.8mm		
RACK 19" 3 TAMPAS 14U 12U UP/DOWN, RODAS			

