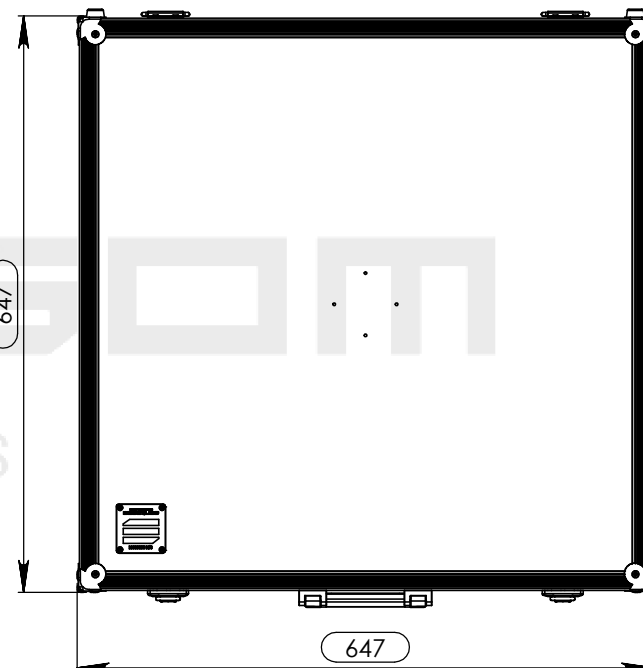

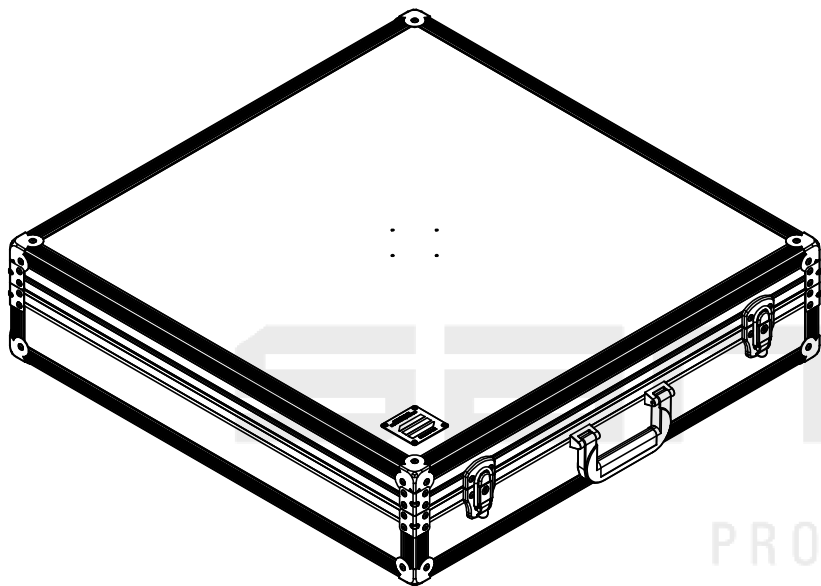
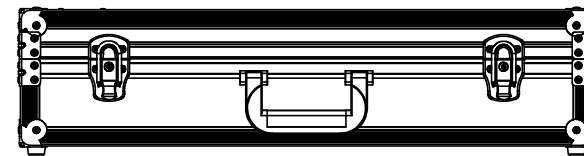


### Interior dimensions

Width	Depth	Height
615	615	130
Weight	Approx. 8 Kg	
Wall Thickness		7mm

### REVISIONS

ZONE	REV.	DESCRIPTION	DATE	APPROVED
-	0	Final Drawing	07/07/2016	Ezequiel Camba



### Hardware

Qty	Ref.	Description
8	40407	Medium corner-brace zinc plated 1,0mm
8	4056	Small case corner - 3 leg - 1 mm Steel, chrome plated
1	CHAPA.1000	Identification Plate
1	3430	Chrome plated plastic with soft black plastic insert
2	2524	Heavy Duty Strut Hinge
2	1903	Heavy drawbolt with lock chrome
8	4903	Rubber foot 20 x 9 mm, black

This drawing must not be copied or disclosed without consent of the owner



Scale 1:6  
 DRUMS.101  
 FC, PRATOS BATERIA 24"

