



santosom

PROFESSIONAL CASES



PRO DJ Flightcase

Additional options available



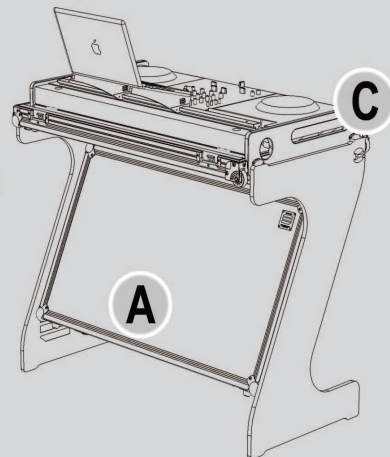
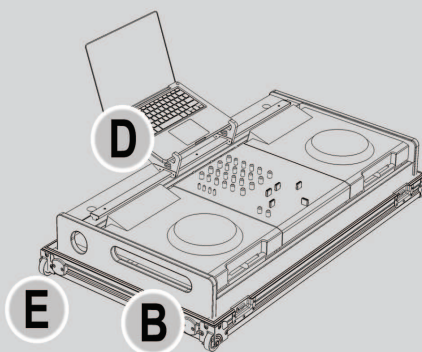
SUPORE.1006

**2 SIDE SUPPORTS
TO TRANSFORM YOUR
FLIGHT CASE INTO A
COMPLETE DJ SET**



SUPORE.1007

**2 UNITS KIT ACRYLIC
SUPPORT TO USE
ANOTHER COMPUTER**

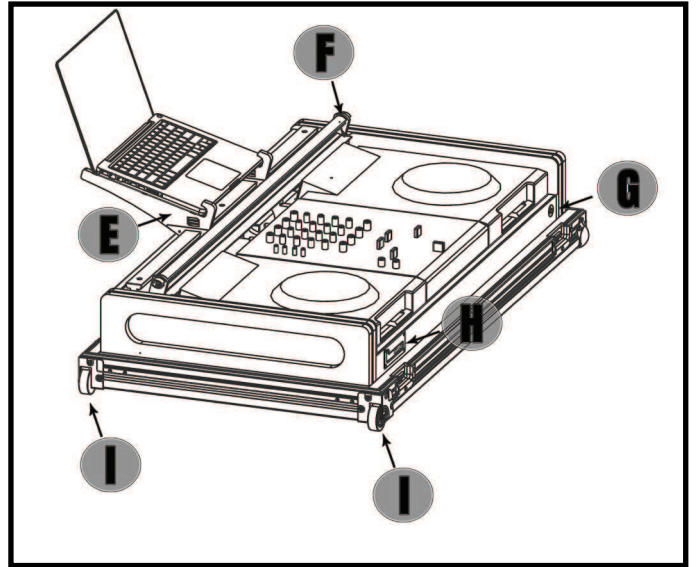
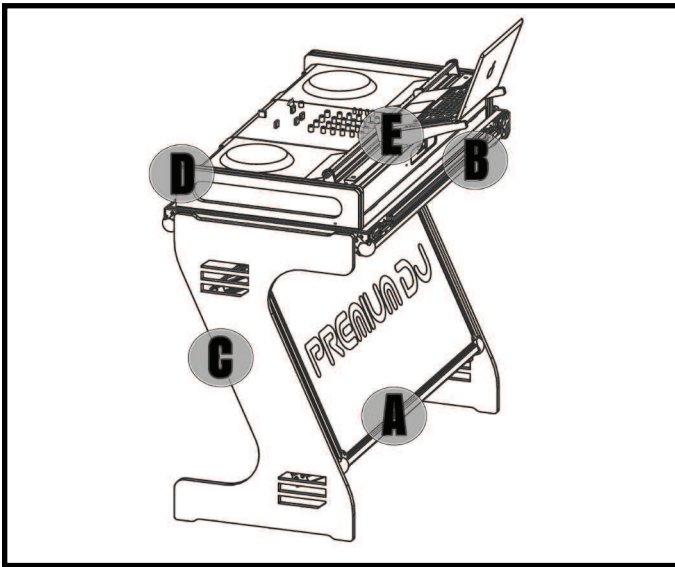


- (A) - FLIGHT CASE COVER
- (B) - FLIGHT CASE BASE
- (C) - EQUIPMENT REMOVABLE COMPARTMENT
- (D) - LAPTOP SUPPORT
- (E) - TRANSPORT WHEELS

PREMIUM DJ FLIGHTCASE

A flightcase Premium DJ é uma das mais recentes inovações da Santosom Lda. A solução perfeita para os profissionais. Equipada com iluminação regulável, suporte para headphones e um kit de suporte para computador, esta solução transforma o seu set Dj num verdadeiro DJ Premium Set.

The DJ Premium Flightcase is our latest revolution. This new and unique manufacturing concept was specially developed for DJ's according to their needs and recommendations. Our design team implemented all great ideas shared by the professionals and conceived this great design.



PT ELEMENTOS

- (A) - TAMPA DA FLIGHT CASE
- (B) - BASE DA FLIGHT CASE
- (C) - SUPORTE LATERAL DA FLIGHT CASE (DE SÉRIE NA EDIÇÃO FULL PREMIUM)
- (D) - BANDEJA EXTRAÍVEL PARA EQUIPAMENTOS
- (E) - SUPORTE PARA COMPUTADOR
- (F) - BARRA DE ILUMINAÇÃO LED
- (G) - REGULADOR DE ILUMINAÇÃO
- (H) - SUPORTE DE AURICULARES
- (I) - RODAS PARA TRANSPORTE

EN ELEMENTS

- (A) - FLIGHT CASE COVER
- (B) - FLIGHT CASE BASE
- (C) - SIDE SUPPORT FOR FLIGHT CASE (ONLY INCLUDED IN FULL PREMIUM EDITION)
- (D) - EQUIPMENT REMOVABLE COMPARTMENT
- (E) - LAPTOP SUPPORT
- (F) - LED LIGHT SYSTEM
- (G) - LED LIGHT REGULATION BUTTON
- (H) - HEADPHONE SUPPORT
- (I) - TRANSPORT WHEELS

PT - Premium DJ - Versões disponíveis em stock:
EN - Premium DJ - Available in stock:

- DJR7-087PM** - DDJ-SZ
- DJR7-107PM** - (2x)CDJ-850/900/2000 + (1x)DJM-900
- DJR7-116PM** - (2x)CDJ-850/900/2000 + (1x)DJM-2000

PT - Premium DJ - Acessórios disponíveis em stock:
EN - Premium DJ - Available Accessories:


- SUPORTE.1006A** - PERNAS LATERAIS PARA MODELO DJR7
- SUPORTE.1006A** - SIDE SUPPORT FOR MODEL DJR7
- SUPORTE.1007** - SUPORTE EM ACRÍLICO PARA COMPUTADOR
- SUPORTE.1007** - ACRYLIC COMPUTER SUPPORT

CARACTERÍSTICAS:

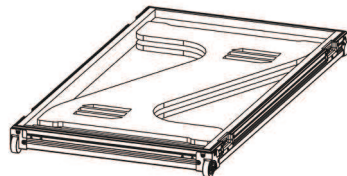
- Madeira de Choupo 7 mm, com PVC;
- Alumínio 32 x 32 mm;
- Cantos de bola
- Pegas metálicas;
- Espuma interior para proteção
- Luz led com regulação;
- Suporte de auriculares;
- Compartimento para cabos;
- Laterais personalizáveis;
- Um kit de suporte para computador;

SPECIFICATIONS:

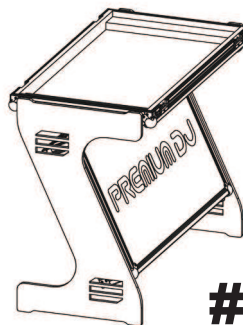
- 7 mm Poplar Wood with PVC;
- 32 x 32 mm Aluminium L angle;
- Rounded Corners;
- Recessed Handle;
- Foam for equipment protection;
- Led lights with regulation;
- Headphone support;
- Cable compartment;
- Personalized side brands;
- 1x Computer support;



#1



#2



#3



#4

PT INSTRUÇÕES DE MONTAGEM DA FLIGHT CASE PREMIUM DJ

#1	#2	#3	#4
RETIRE A TAMPA DA FLIGHT CASE	RETIRE AS PERNAS DE SUPORTE, AS QUAIS SE ENCONTRAM NO INTERIOR DA BASE	FIXE AS PERNAS NA PARTE LATERAL EXTERIOR DA TAMPA. COLOQUE A BASE NO TOPO E FIXE À PARTE SUPERIOR DAS PERNAS DE SUPORTE	COLOQUE A BANDEJA DE DJ NA PARTE SUPERIOR DA TAMPA.

EN PREMIUM DJ FLIGHT CASE SETUP

#1	#2	#3	#4
REMOVE THE FLIGHT CASE COVER	REMOVE THE SIDE SUPPORT ELEMENTS, WHICH ARE INSIDE THE FLIGHT CASE BASE	FIX THE SIDE SUPPORTS IN THE SIDE OF THE COVER AND THEN PLACE THE BASE IN THE TOP OF THE SIDE SUPPORT ELEMENTS.	PLACE THE EQUIPMENT COMPARTMENT INSIDE THE BASE.