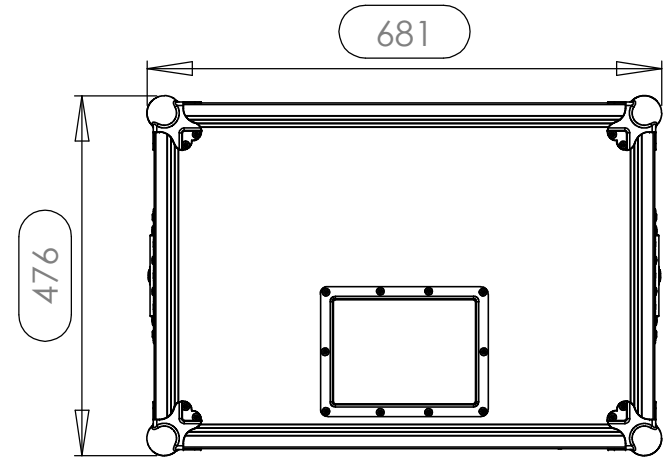
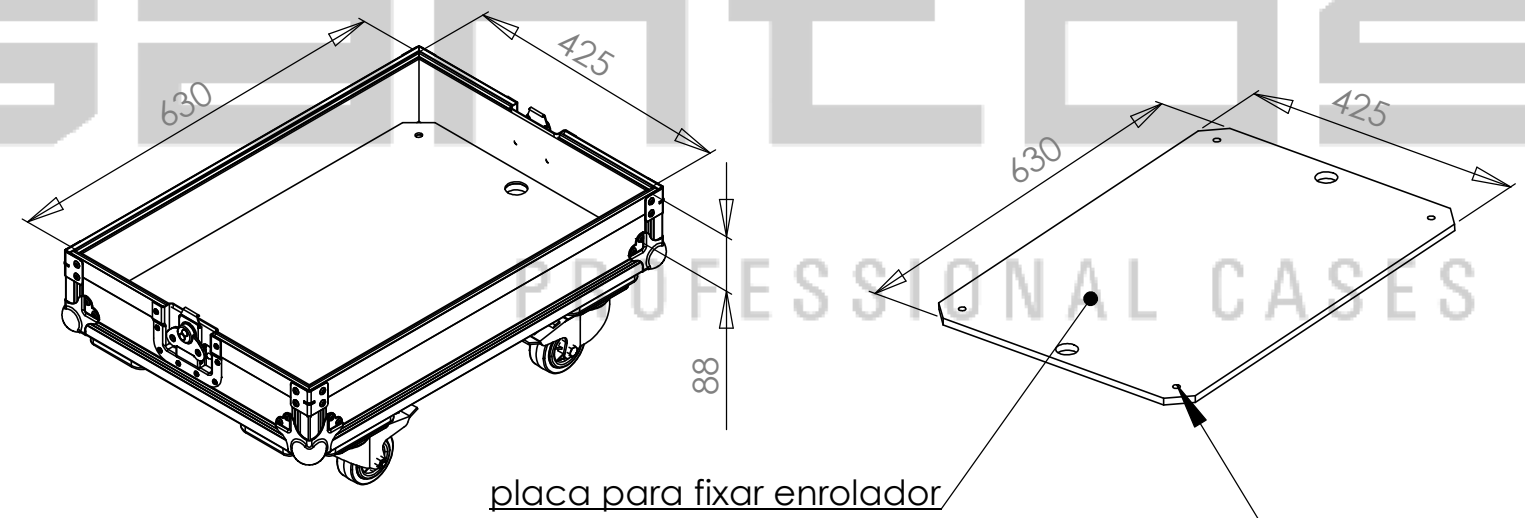
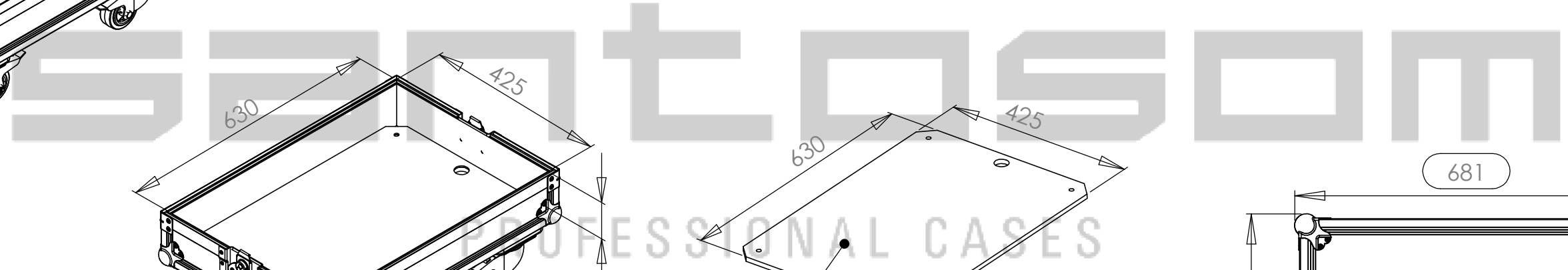
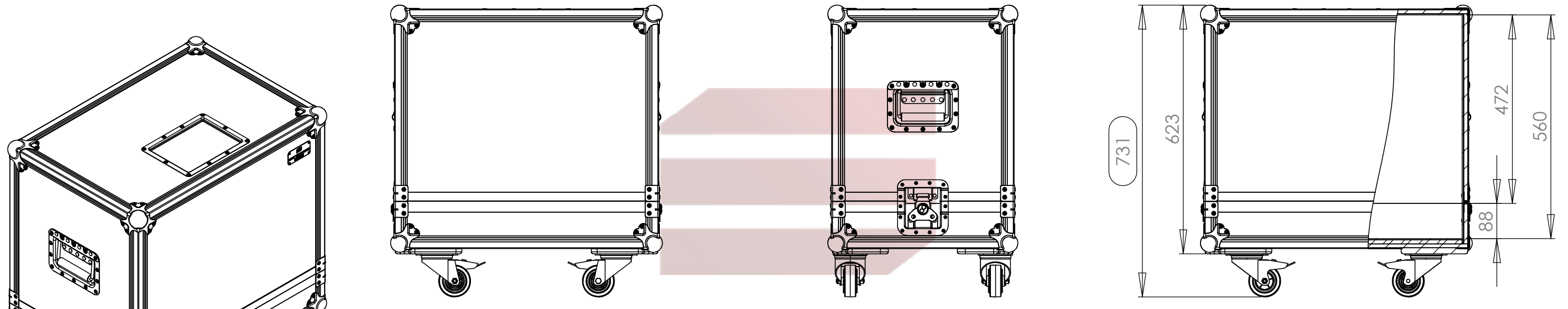


Interior dimensions		
Width	Depth	Height
630	425	570
Weight	Approx. 26 Kg	
Wall Thickness	10mm	

REVISIONS				
ZONE	REV.	DESCRIPTION	DATE	APPROVED
-	-	Final Drawing	23/10/2013	Daniel Lopes



Hardware		
Qty	Ref.	Description
8	410429	Heavy Duty Ball Corner
8	40403	Large corner bracket f. 35mm case angle
2	RODA.80T	Swivel castor Ø80 mm with brake
2	RODA.80	Swivel castor Ø80 mm without brake
2	34085	Large, heavy duty, recessed sprung handle
2	172531	Large butterfly V3 with 'push-back' function in 14mm dish
1	88001D	Dish for 88001 Tour Label

This drawing must not be copied or disclosed without consent of the owner

Drawn by	DanielLopes	Date	23-10-2013
Reference	CABLE.062R8		
Scale	1:10	units in mm	general tolerance 0.8mm
1st Angle projection	FC ENROLADOR / MULTIPAR 30/50 MTS 620X420X555, RODAS		

