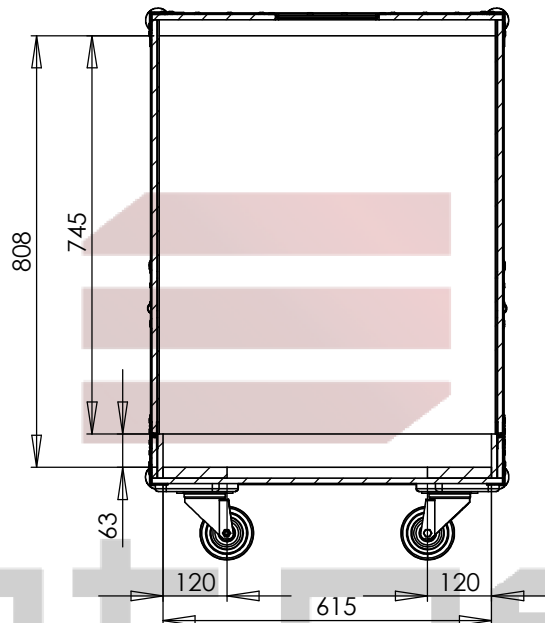
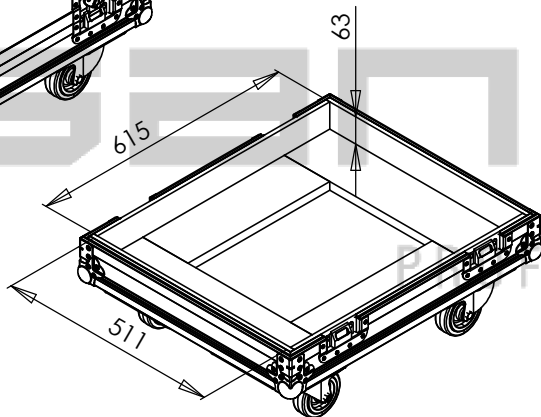



Interior dimensions

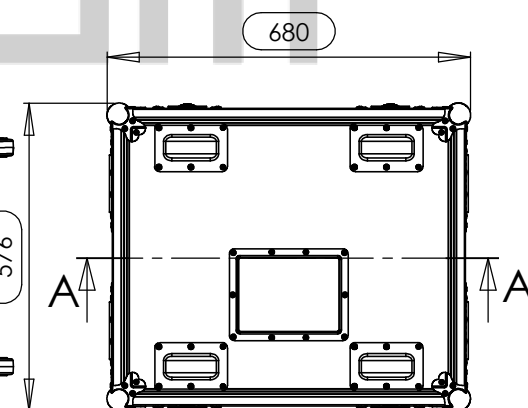
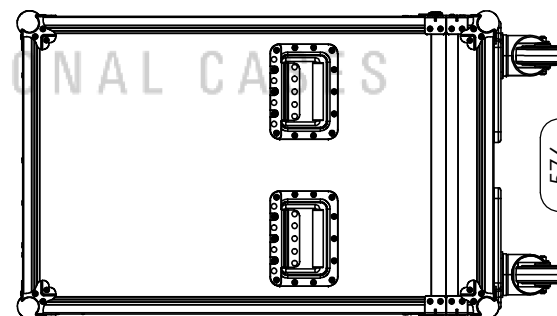
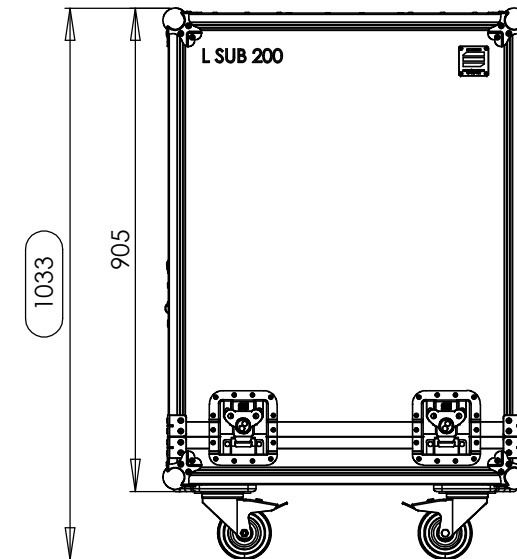
Width	Depth	Height
615	511	808
Weight	Approx. 35 Kg	
Wall Thickness	10mm	

Revision Table

Zone	Rev.	Description	Date	Draw
-	0	Final Drawing	24/11/2015	Carlos Rodrigues



SECTION A-A



Hardware

Qty	Ref.	Description
8	40403	Large corner bracket f. 35mm case angle
8	410429	Ball Corner large three-leg cranked 35 mm 9 holes
4	34085	Large, heavy duty, recessed sprung handle
2	RODA.100T	Swivel castor Ø100mm with brake
2	RODA.100	Swivel castor Ø100 mm
1	88001D	Dish for 88001 Tour Label
4	38083	Castor dish deep zinc plated
4	172531	Large butterfly V3 with 'push-back' function

This drawing must not be copied or disclosed without consent of the owner



Scale	1:10	general tolerance	0.8mm
Reference	CABINET.378		
Name	projects	Date	24/11/2015

