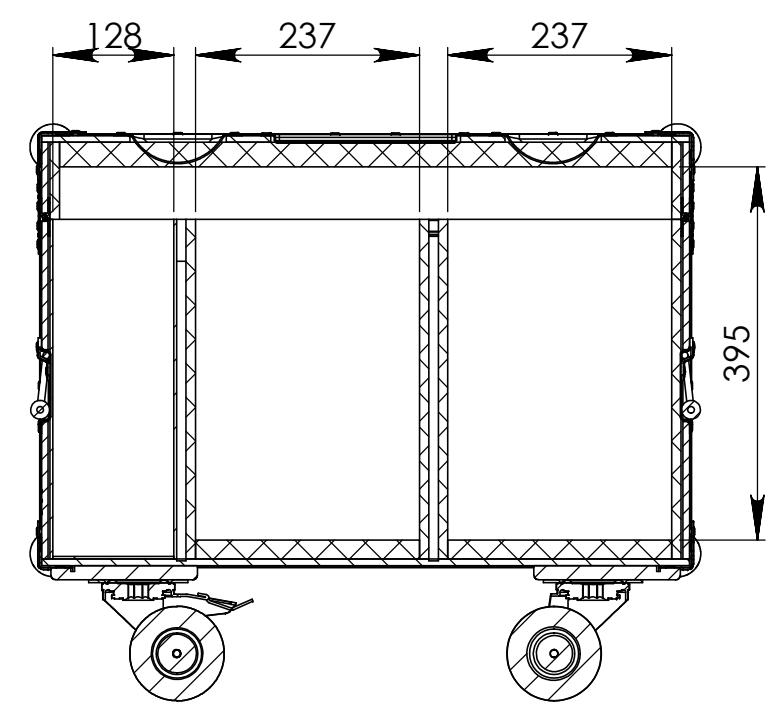
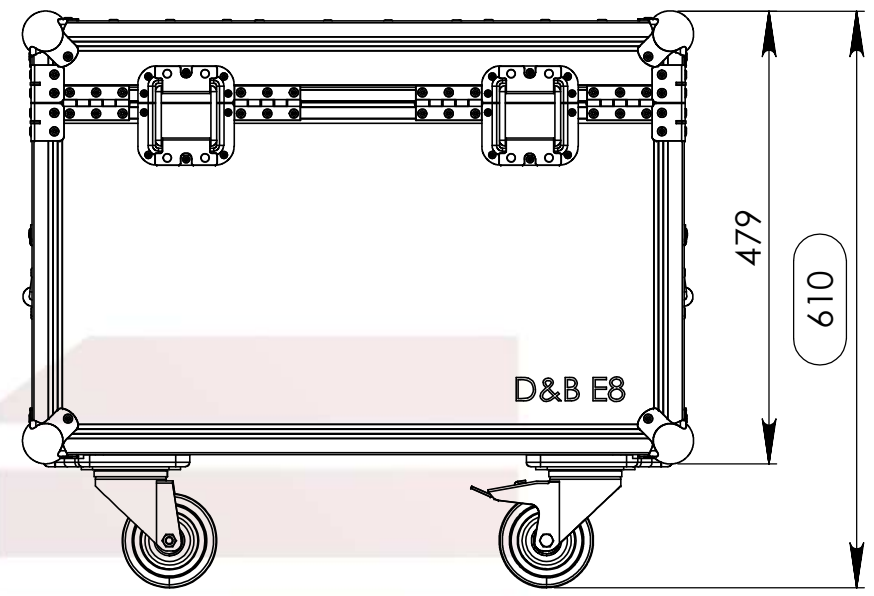
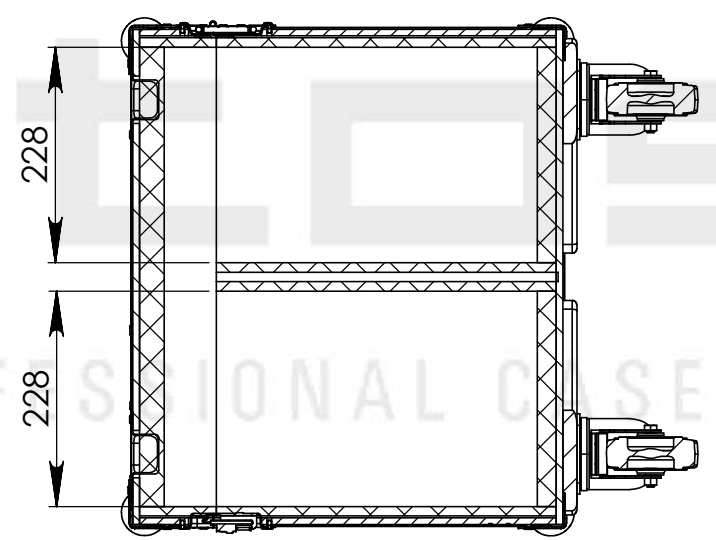


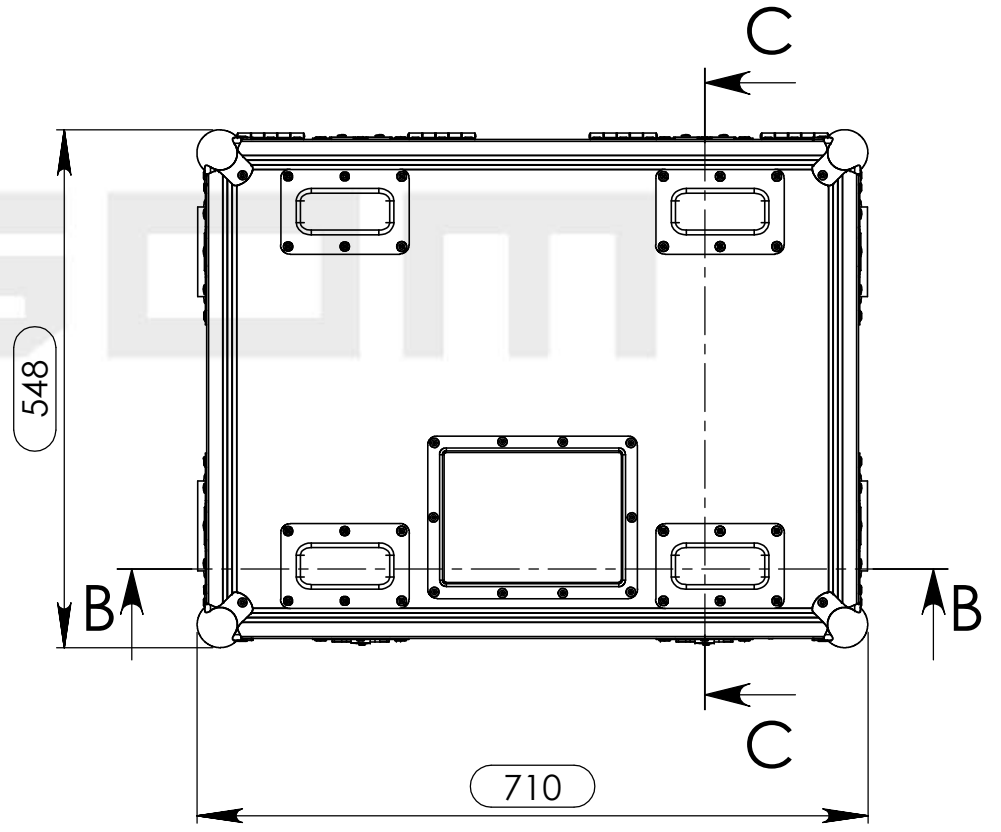
Equipment			D&B E8		
Width	Depth	Height			
232	223	390			
Internal Dimensions					
Width	Depth	Height			
237	228	395			
Weight	Approx. 36 Kg				
Wall Thickness	7mm				



SECTION B-B



SECTION C-C



Hardware		
Qty	Ref.	Description
8	40403	Large corner bracket f. 35mm case angle
8	4120	Heavy duty ball corner, zinc plated
1	CHAPA.1000	Identification Plate
2	17290S	Key lockable medium Butterfly special
2	27096	Medium recessed lid stay
1	88001D	Dish for 88001 Tour Label
4	2602	Medium duty butt hinge z./p.
4	34082	Recessed sprung handle medium model
2	RODA.100T	Swivel castor Ø100mm with brake
2	RODA.100	Swivel castor Ø100 mm
4	38083	Castor dish deep zinc plated

A3 This drawing must not be copied or disclosed without consent of the owner

Drawn by	Name	Date
projects		19/08/2016
Reference	CABINET.327	
Scale	units in mm	general tolerance
1:5	DO NOT SCALE	0.8mm
1st Angle projection	FC. 4x D&B E8 + access AUDIOFLAT SUB SB12	

