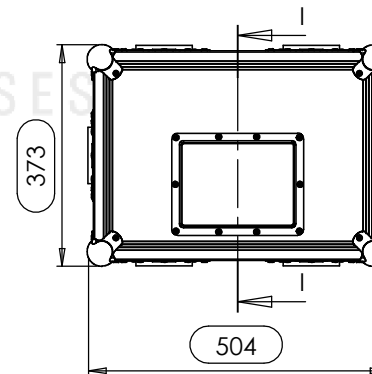
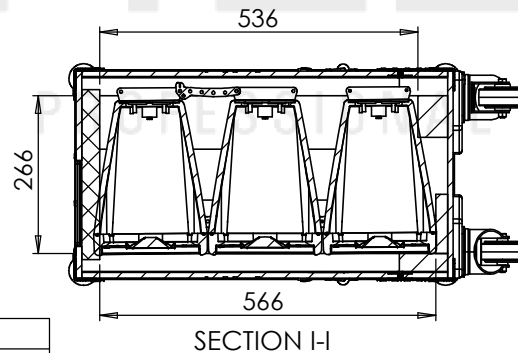
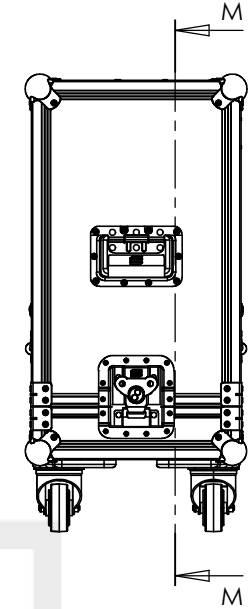

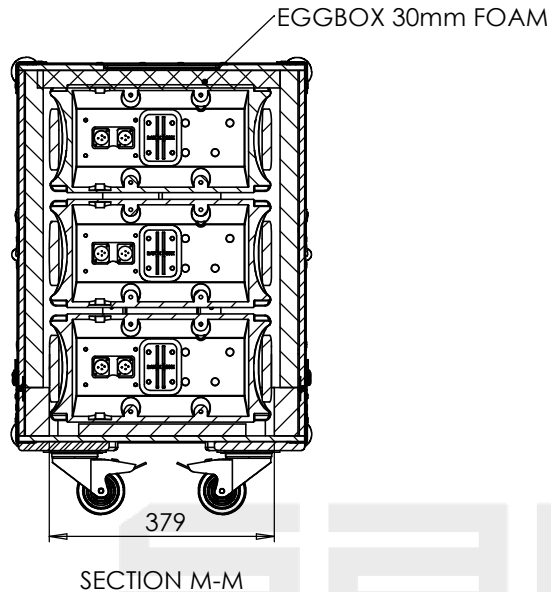


Interior dimensions

Width	Depth	Height
379	266	566
Weight	Approx.18 Kg	
Wall Thickness	9.5mm	

REVISIONS

ZONE	REV.	DESCRIPTION	DATE	APPROVED
	0	Final Drawing	12/04/2016	Ezequiel Camba



Hardware

Qty	Ref.	Description
2	RODA.80	Swivel castor Ø80 mm without brake
2	172531	Large butterfly V3 with 'push-back' function
8	4120	Heavy duty ball corner, zinc plated
8	40403	Large corner bracket f. 35mm case angle
1	88001D	Dish for 88001 Tour Label
1	CHAPA.1000	Identification Plate
6	34082	Recessed sprung handle medium model
2	RODA.80T	Swivel castor Ø80 mm with brake

This drawing must not be copied or disclosed without consent of the owner



Scale 1:9

DO NOT SCALE
general tolerance 0.8mm

FC. 3X NEXO GEO M6

