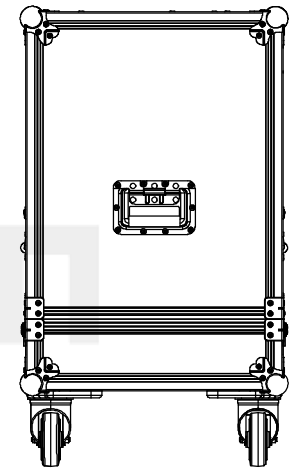
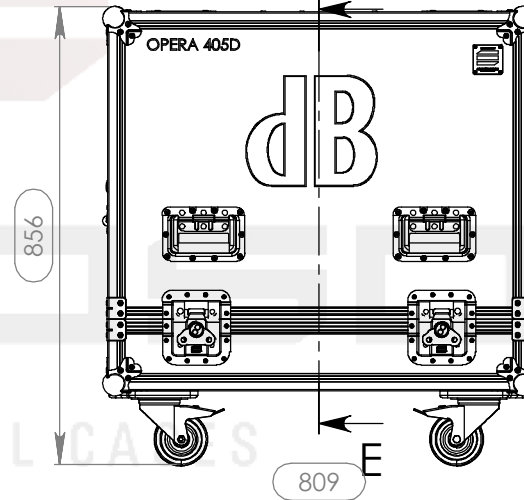
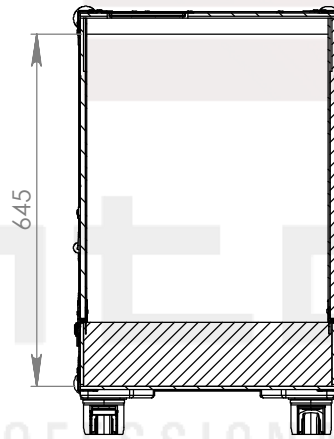
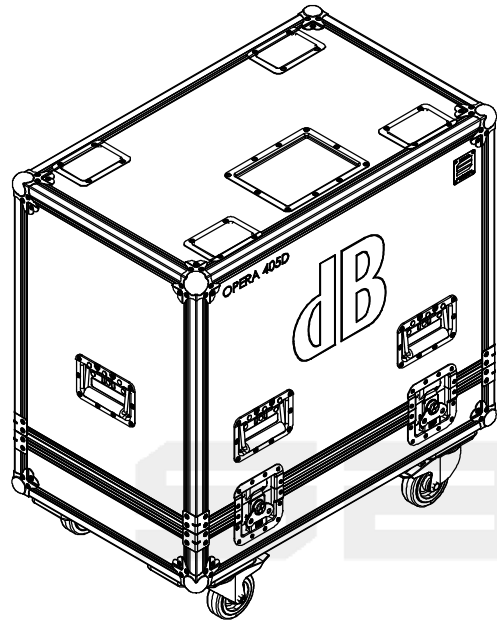
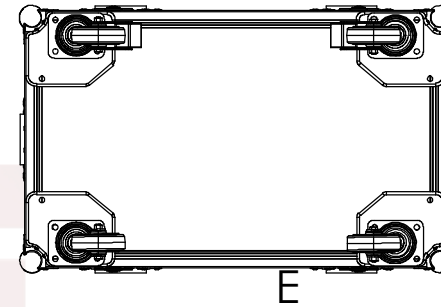
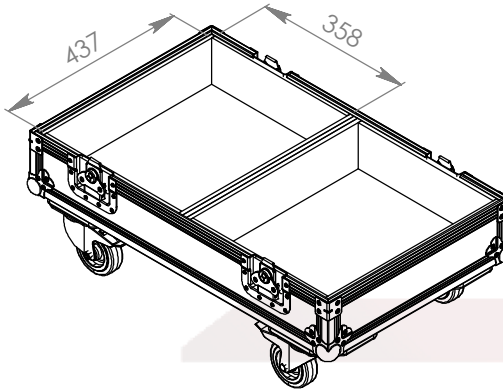
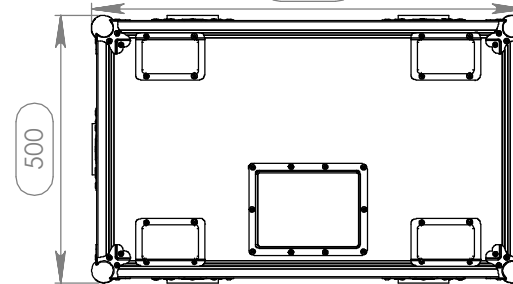


Interior dimensions		
Width	Depth	Height
358	437	645
Weight	Approx. 22 Kg	
Wall Thickness	10mm	

REVISIONS				
ZONE	REV.	DESCRIPTION	DATE	APPROVED
	A	Final Drawing	18/12/2015	Carlos Rodrigues



SECTION E-E



Hardware		
Qty	Ref.	Description
8	410429	Ball Corner large three-leg cranked 35 mm 9 holes
8	40403	Large corner bracket f. 35mm case angle
1	CHAPA.1000	Identification Plate
6	34082	Recessed sprung handle medium model
1	88001D	Dish for 88001 Tour Label
4	38082	Castor dish deep zinc plated
2	RODA.100T	Swivel castor Ø100mm with brake
2	RODA.100	Swivel castor Ø100 mm
4	172531	Large butterfly V3 with 'push-back' function

A3

This drawing must not be copied or disclosed without consent of the owner



Scale 1:10  
units in mm DO NOT SCALE  
general tolerance 0.8mm

Drawn by	Name	Date
Telmo Santos	Telmo Santos	18/12/2015
Reference	CABINET.157	
FC, 2X DB TECHNOLOGIES OPERA 405D		

