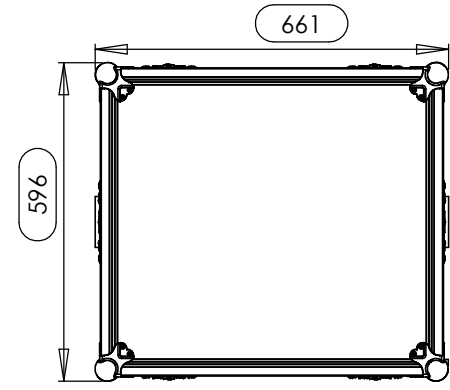
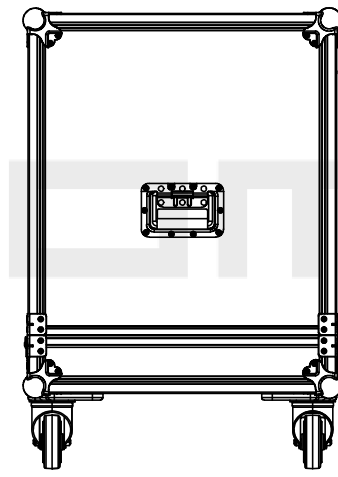
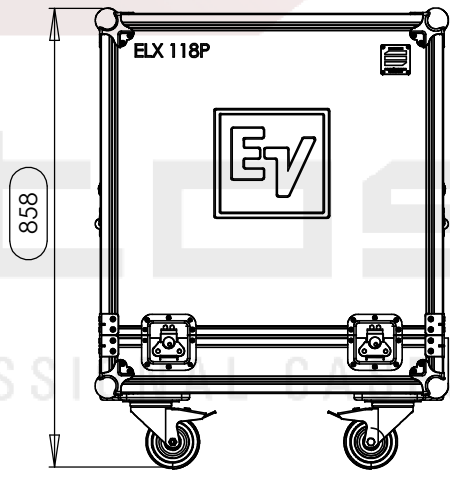
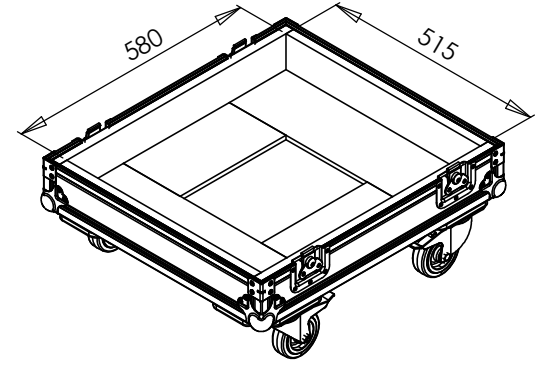
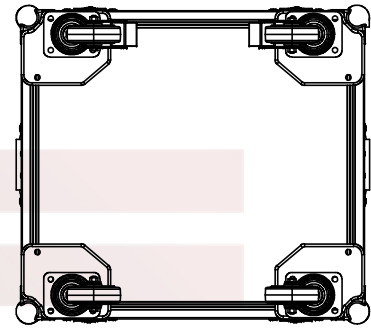
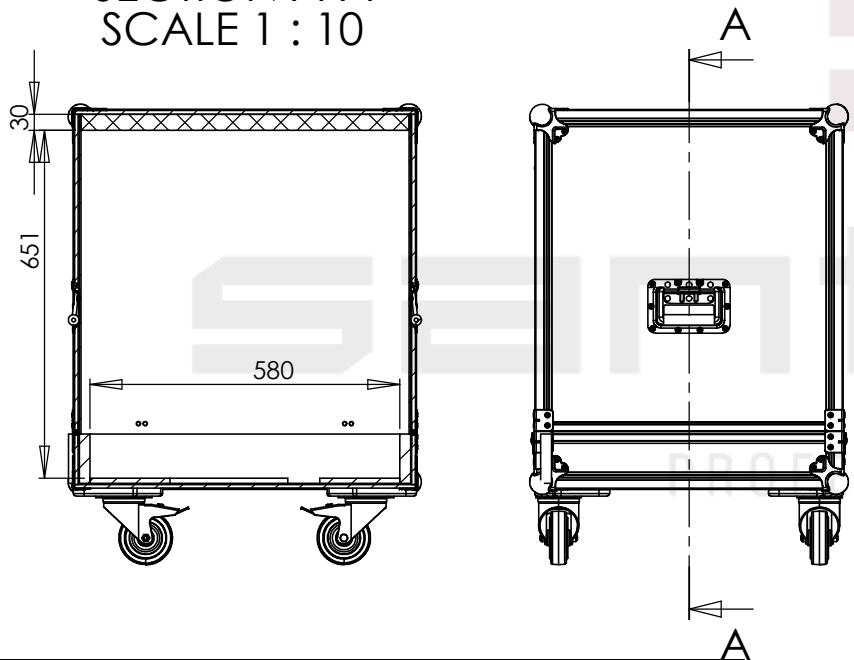


Interior dimensions		
Width	Depth	Height
580	515	653
Weight	Approx. 26 Kg	
Wall Thickness	7mm	

REVISIONS				
ZONE	REV.	DESCRIPTION	DATE	APPROVED
	0	Final Drawing	13/11/2015	Carlos Rodrigues

SECTION A-A  
SCALE 1 : 10



Hardware		
Qty	Ref.	Description
8	410429	Heavy Duty Ball Corner
8	40403	Large corner bracket f. 35mm case angle
1	CHAPA.1000	Identification Plate
2	34082	Recessed sprung handle medium model
4	17290S	Key lockable medium Butterfly special
2	RODA.100T	Swivel castor Ø100mm with brake
2	RODA.100	Swivel castor Ø100 mm

This drawing must not be copied or disclosed without consent of the owner

Reference	CABINET.149	
Scale	1:5	general tolerance 0.8mm
FC	Electro-Voice	ELX 118P, RODAS

