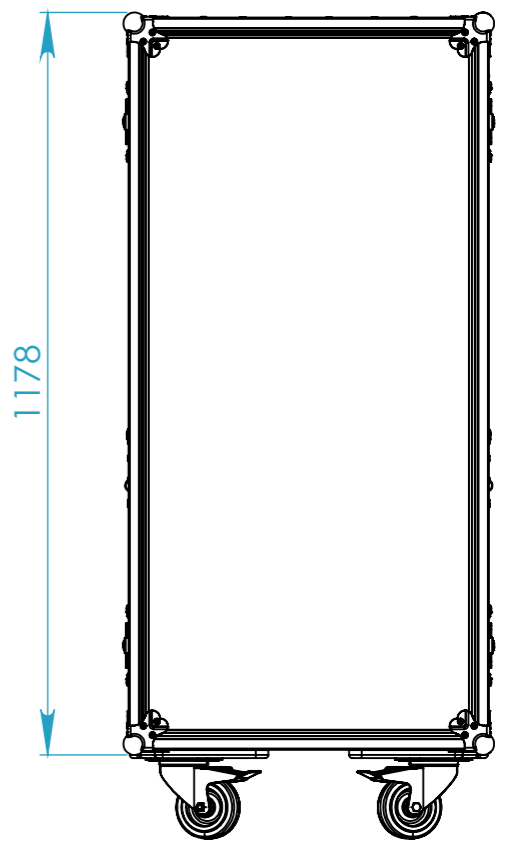
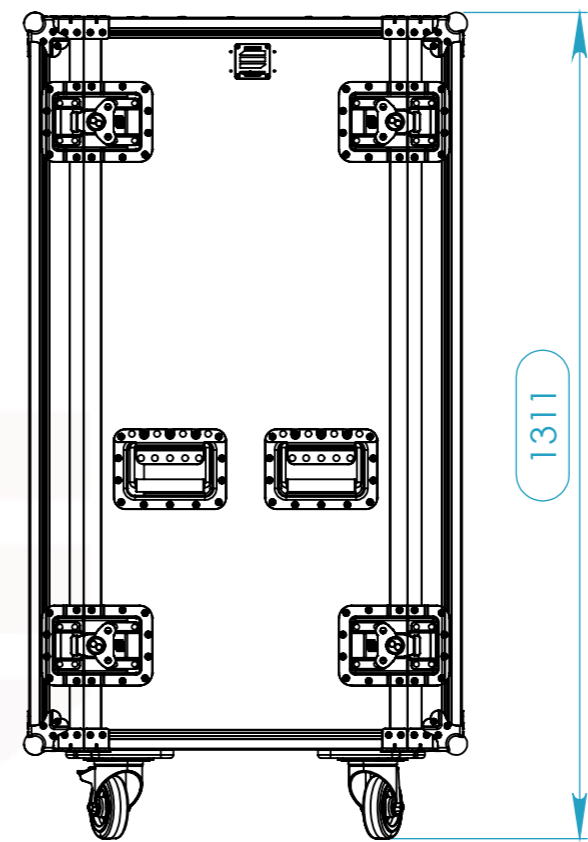
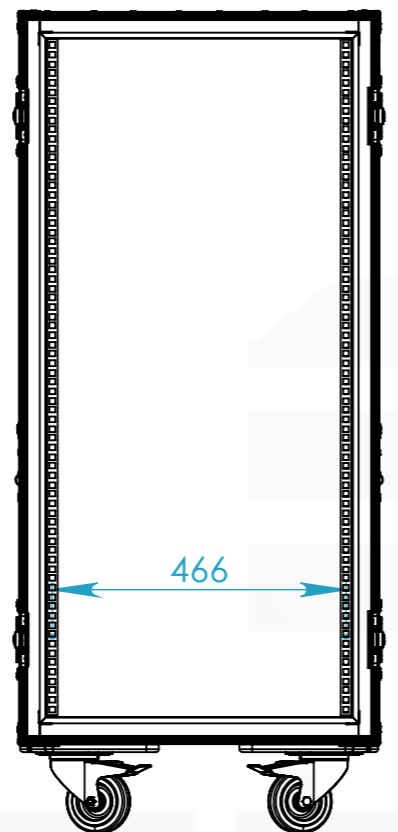
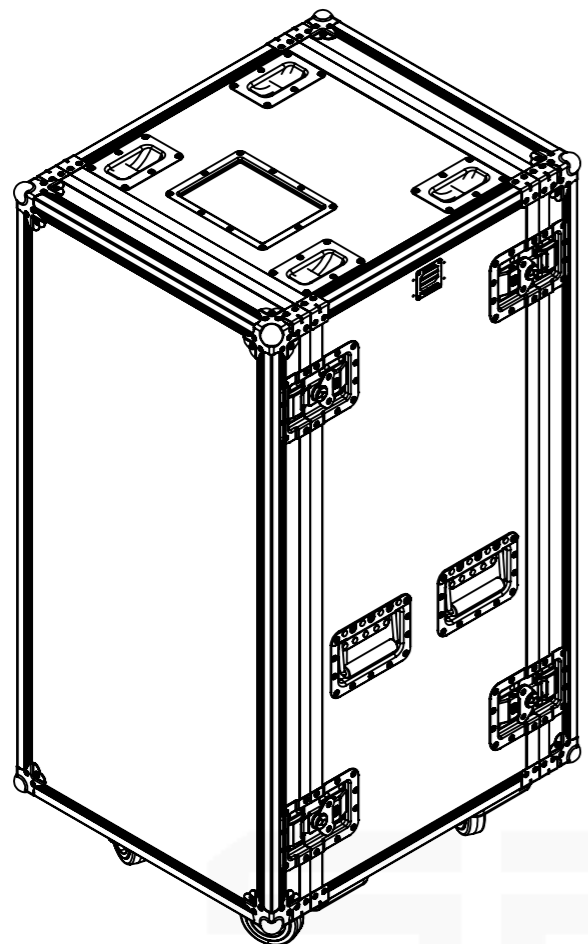
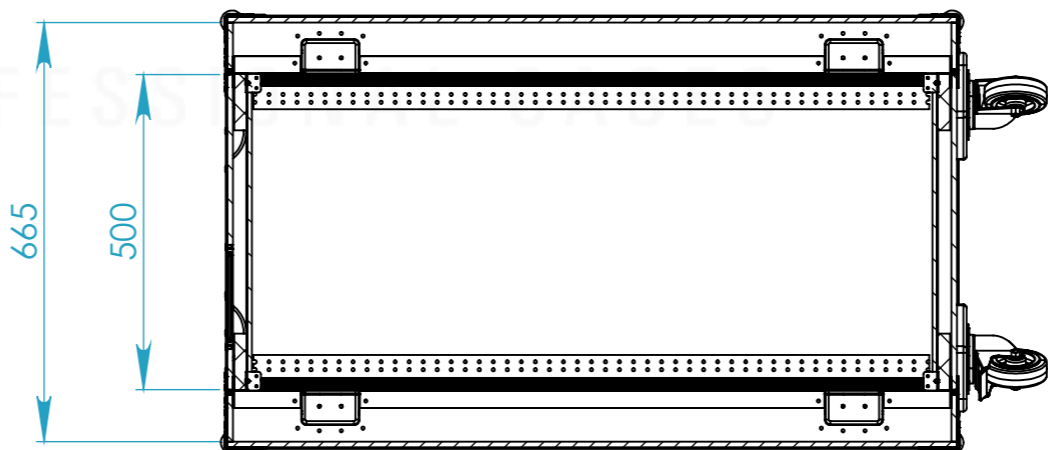


### Internal Dimensions

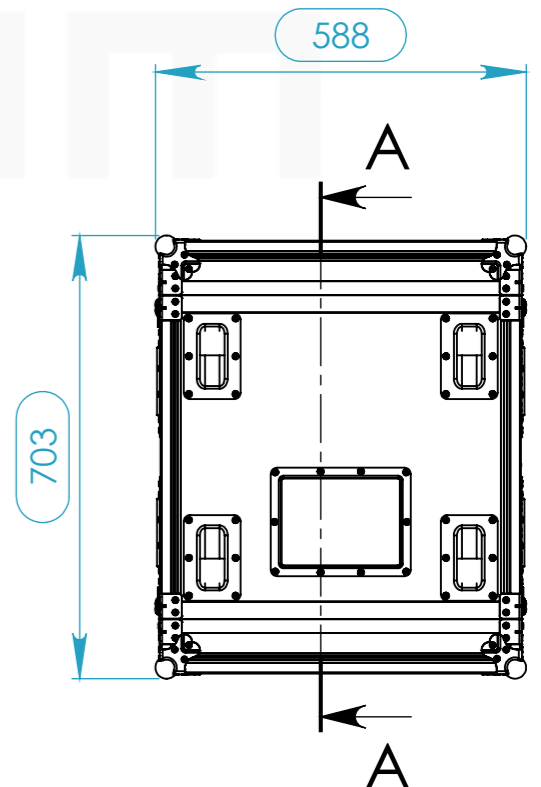
<b>Width</b>	<b>Depth</b>	<b>Height</b>
19"	500	24un
<b>Weight</b>	Approx. 55 Kg	
<b>Wall Thickness</b>		9mm



Hardware		
Qty	Ref.	Description
4	4909	38 mm rubber foot black with steel insert
8	40407	Medium corner-brace zinc plated 1,0mm
4	RODAS.1001	Castor plate wood black
16	40403	Large corner bracket f. 35mm case angle
8	410429	Heavy Duty Ball Corner
4	38083	Castor dish deep zinc plated
1	CHAPA.1000	Identification Plate
2	RODA.100T	Swivel castor Ø100mm with brake
2	RODA.100	Swivel castor Ø100 mm
1	88001D	Dish for 88001 Tour Label
4	34085	Large, heavy duty, recessed sprung handle
8	172511PEN	Butterfly Latch large cranked 14 mm deep - MOL-compatible



SECTION A-A



<b>Name</b>	<b>Date</b>
Drawn by: jorgepacheco	22/11/2017
<b>Reference</b>	AS2T.2450R1
<b>Scale</b>	1:12
<b>units in mm</b>	DO NOT SCALE
<b>general tolerance</b>	0.8mm
1st Angle projection	
Rack 2T, Anti-shock 19" 24U 500 RODAS	



This drawing must not be copied or disclosed without consent of the owner

A3