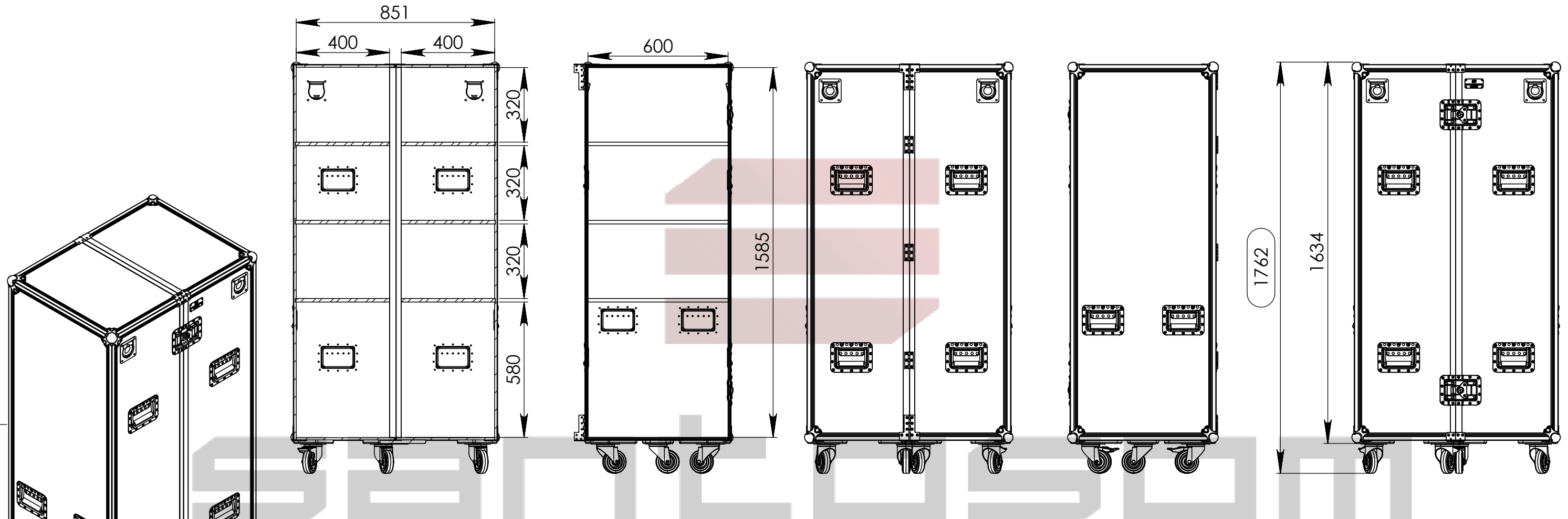


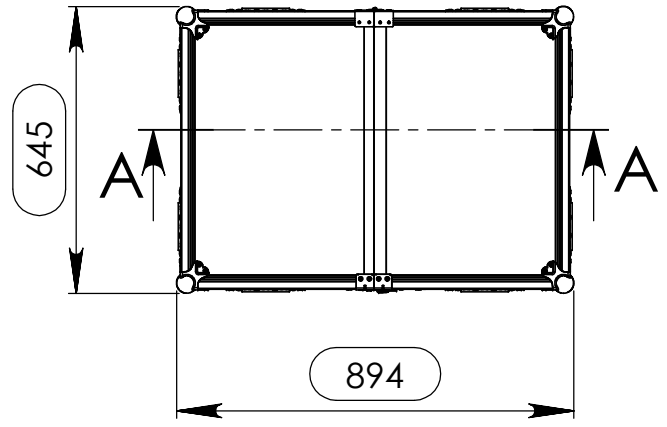
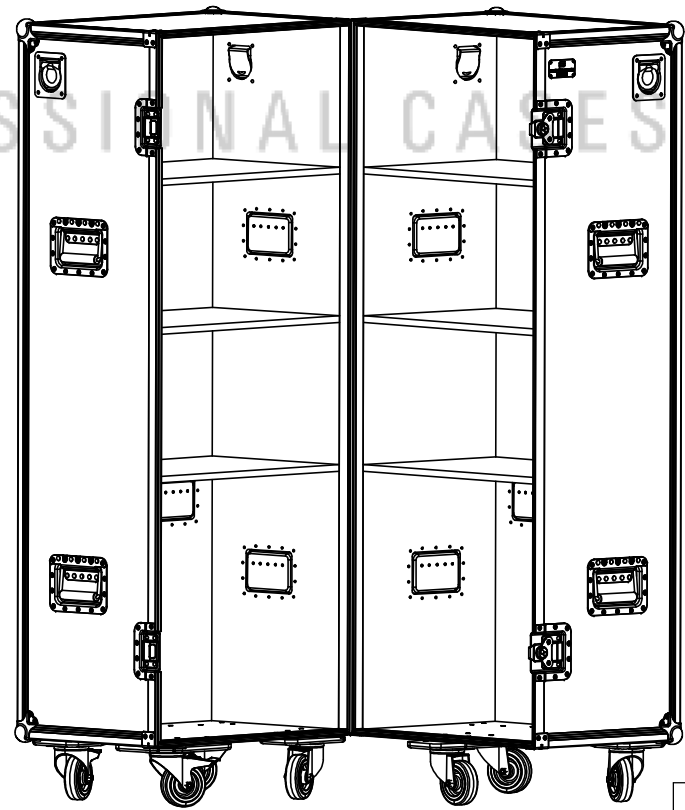
Interior dimensions		
Width	Depth	Height
600	851	1585
Wall Thickness		10mm

REVISIONS				
ZONE	REV.	DESCRIPTION	DATE	APPROVED
-	-	Final Drawing	03/04/2014	Daniel Lopes



SECTION A-A

Hardware		
Qty	Ref.	Description
8	410429	Heavy Duty Ball Corner
4	40403	Large corner bracket f. 35mm case angle
3	RODA.100T	Swivel castor Ø100mm with brake
4	RODA.100	Swivel castor Ø100 mm
2	DCR110	110MM hinge shot
2	172511COMP	Large AH butterfly with 'push-back' function in 14mm dish
12	34085	Large, heavy duty, recessed sprung handle
3	2602	Medium duty butt hinge z./p.
4	5801BLK	Roping Eye



Name	Date
Drawn by: DanielLopes	03-04-2014
Reference	651.122R
Scale	1:17
units in mm	general tolerance 0.8mm
DO NOT SCALE	
FC. VAISSELLE 600X800X1585MM., RODAS	



This drawing must not be copied or disclosed without consent of the owner

A3

