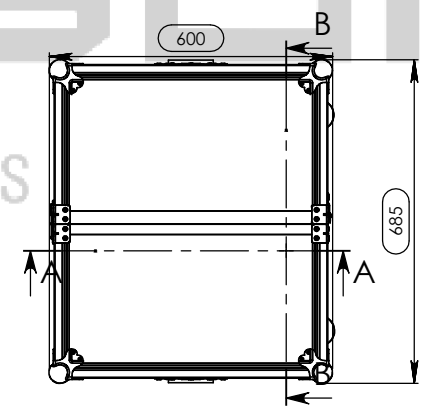
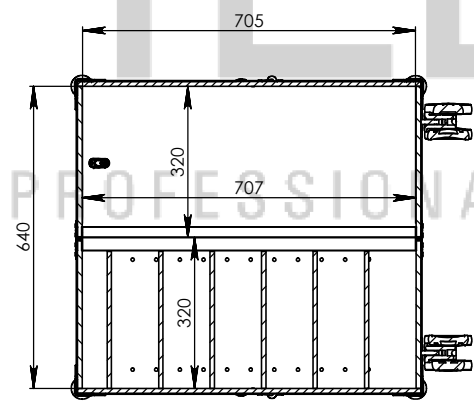
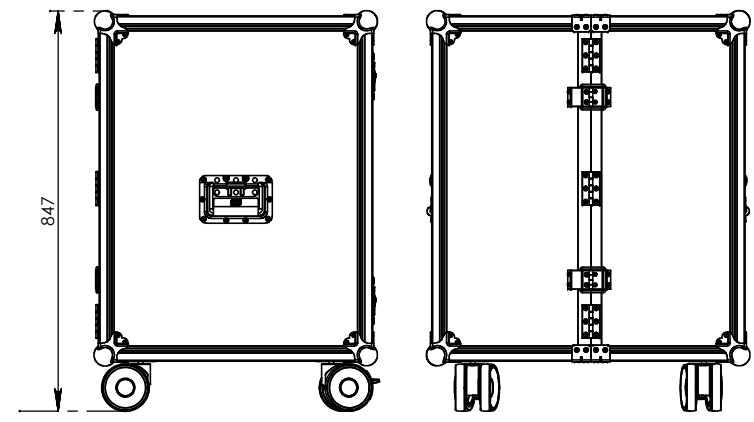
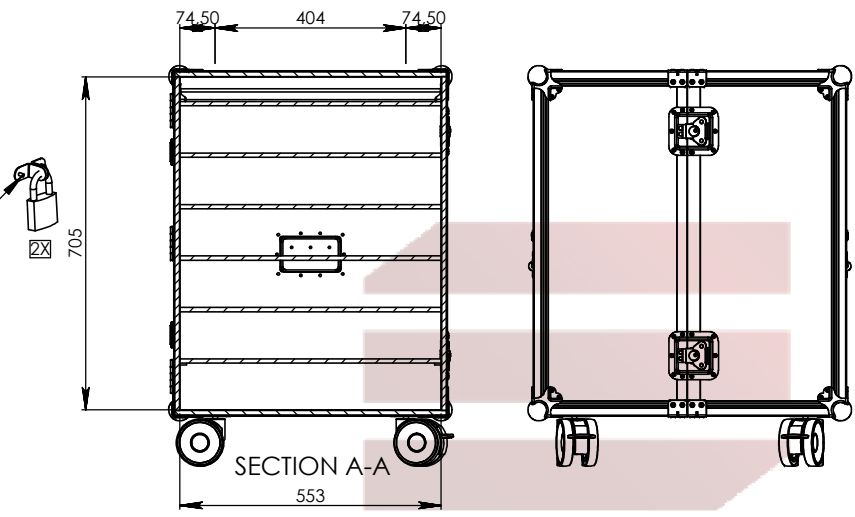
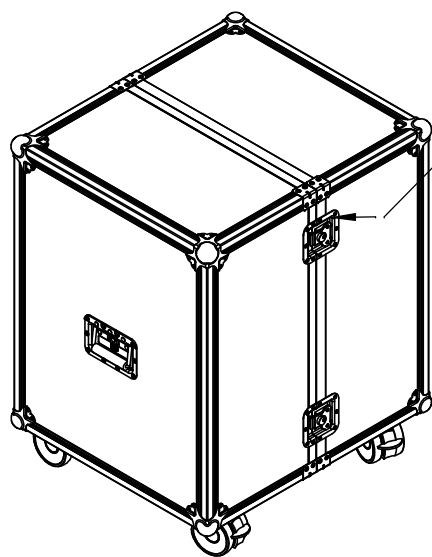


Interior dimensions		
Width	Depth	Height
553	640	705
Weight	Approx. 16 Kg	
Wall Thickness		10mm

REVISIONS				
ZONE	REV.	DESCRIPTION	DATE	APPROVED
	0	Final Drawing	21/04/2016	Carlos Rodrigues



Hardware	
Qty	Description
8	Large corner bracket f. 35mm case angle
2	Recessed sprung handle medium model
8	Ball Corner large three-leg cranked 35 mm 9 holes
2	Key lockable medium Butterfly special
2	Heavy Duty Strut Hinge
3	Medium duty butt hinge z./p.
2	Poliamida swivel 100mm Wheel
2	Poliamida swivel 100mm Wheel

SECTION B-B

santosom

PROFESSIONAL CASES

This drawing must not be copied or disclosed without consent of the owner.	Drawn by: projects Date: 21/04/2014
	Reference: 2633.001 Scale: 1:38 1st Angle projection

PROFESSIONAL CASES