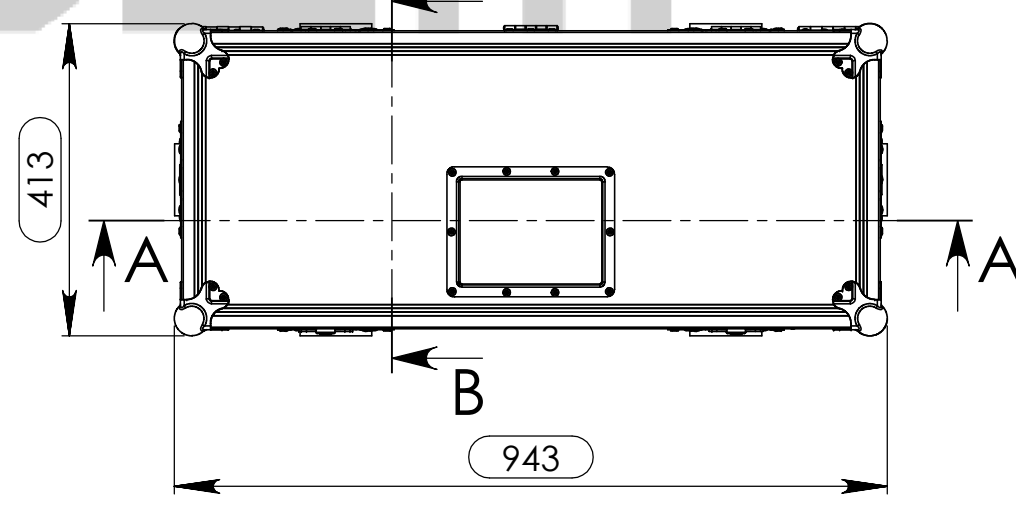
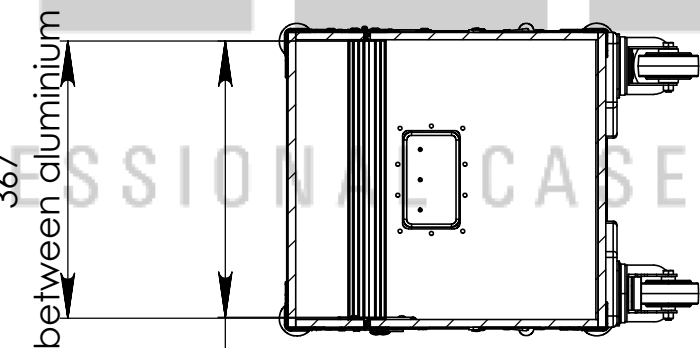
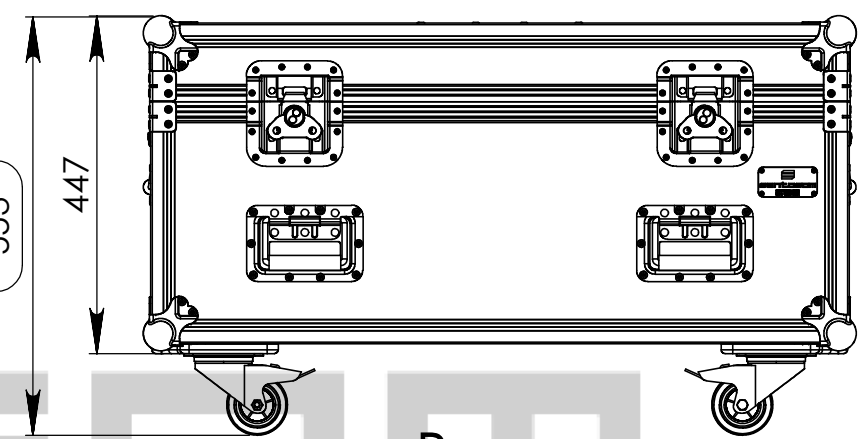
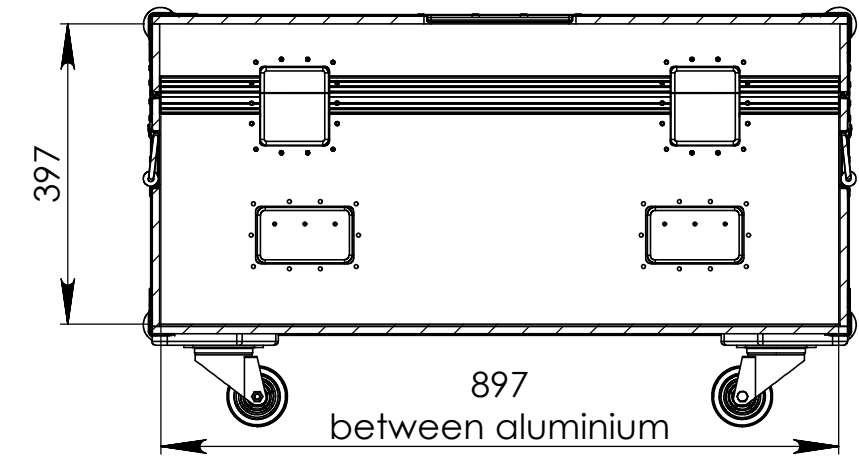
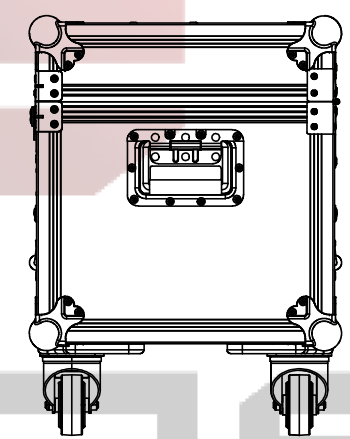
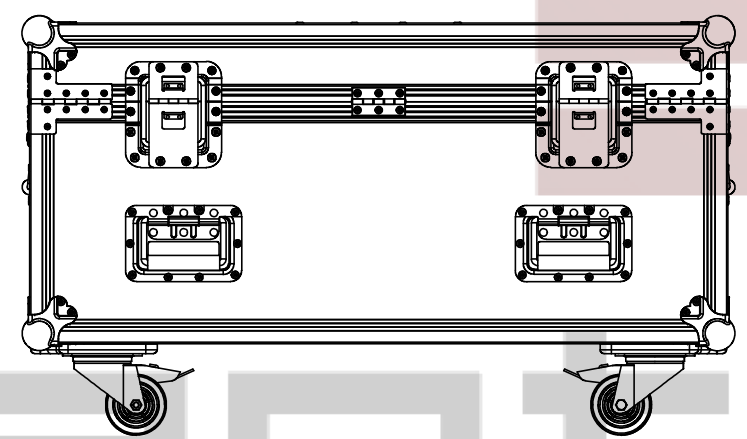
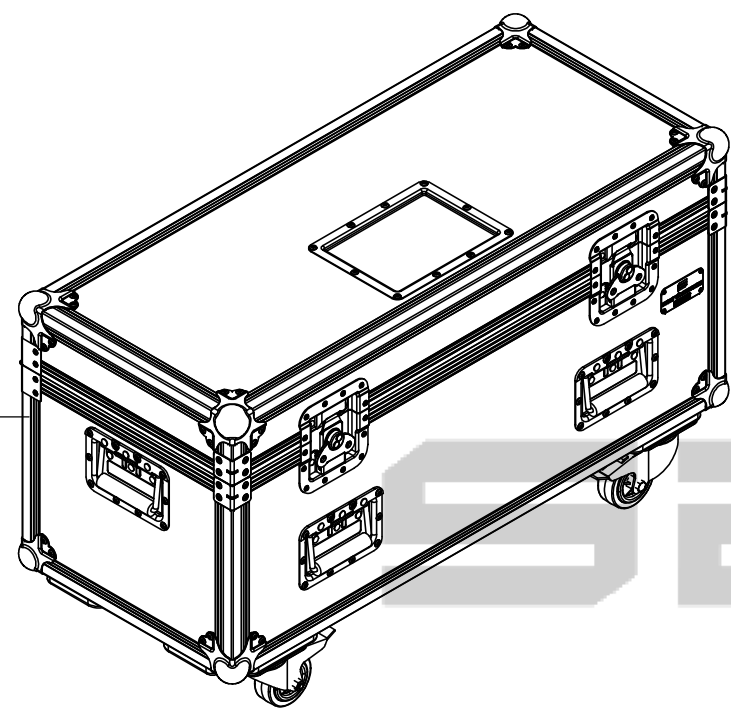


Interior dimensions		
Width	Depth	Height
900	370	400
Weight	Approx. 22 Kg	
Wall Thickness	10mm	

REVISIONS				
ZONE	REV.	DESCRIPTION	DATE	APPROVED
-	1	Final Drawing	31/07/2014	Daniel Lopes



Hardware		
Qty	Ref.	Description
8	410429	Heavy Duty Ball Corner
4	40403	Large corner bracket f. 35mm case angle
1	88001D	Dish for 88001 Tour Label
1	2602	Medium duty butt hinge z./p.
6	34082	Recessed sprung handle medium model
2	172531	Large butterfly V3 with 'push-back' function
2	270736	Short recessed lidstay cranked
2	RODA.80T	Swivel castor Ø80 mm with brake
2	RODA.80	Swivel castor Ø80 mm without brake

365
between latches

367
between aluminium

SECTION B-B

SECTION A-A

This drawing must not be copied or disclosed without consent of the owner

Drawn by	Name	Date
DanielLopes	DanielLopes	31-07-2014
Reference	2231.100	
Scale	units in mm	general tolerance
1:10	DO NOT SCALE	0.8mm
1st Angle projection	FC, 900X370X400MM RODAS	

